



PARTS MANUAL

GLP SERIES

**GLP40/GLP50/GLP60
GLP70/GLP85**

LPG FORKLIFTS



This series of models to choose as follows

1 Engine choices below:

①C240 ②490, 495, 498 ③491 ④4TNE98 ⑤K21 (LPG), K25 (LPG) ⑥S4S ⑦PSI ⑧4EG

2 Model according to the following:

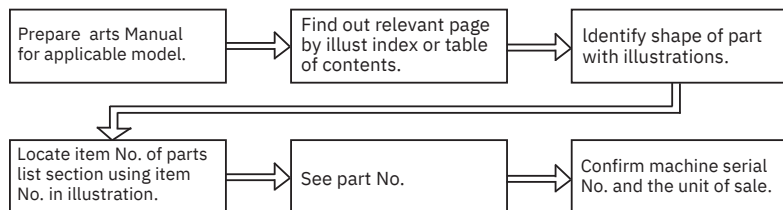
A	GLP40 GLP50
B	GLP60 GLP70
C	GLP85

HOW TO USE PARTS MANUAL

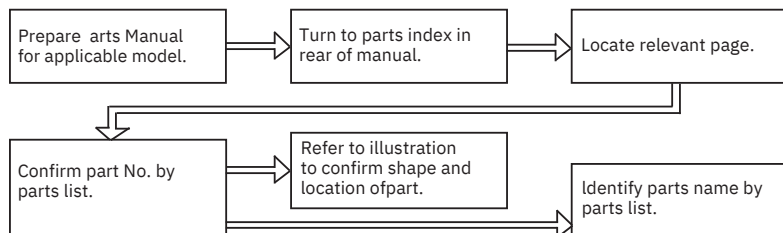
This parts manual contains the component parts of Forklift Truck

1. Locating Part No.

A To know part No. when the shape, name and location of part are known.



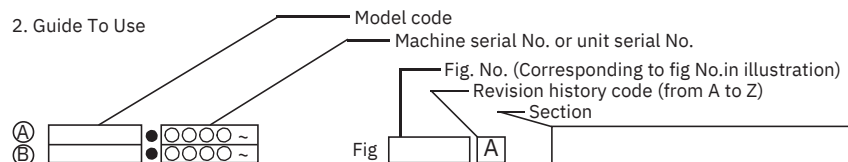
B To know part name, shape and location when part No. is known.



NOTE

- (1) When ordering parts, be sure to specify the Machine Model ,Machine serial No. or Unit serial No., Part No. and the quantity of parts required.
- (2) Always use "Genuine Parts". We cannot be responsible for any loss or problem caused by non-genuine parts.
[Remarks] Parts subject to change without notice. For further details, please consult your servicefactory.

2. Guide To Use



Item No.	Part No.	Description	Reqd	Remarks: Serial No.
A 1 1a - + A	B C D E			

● Abbreviations and symbols

A	A	Assembly, other capital letters are also used.
1	1	Item No. (corresponding to the item No. in the illustration.)
1a	1a	Changed part of item 1, lower-case letters are used.
-	-	Same part name as the above item, but the applicable model is different.
※	※	Set or kit component.
+	+	Not illustrated
★	★	Parts altered as a result of the modification to the truck. Among the parts marked with ★ those which have no truck serial number are interchangeable with their old parts.
☆	☆	Parts added as a result of the modification to the truck.
×	×	Parts abolished as a result of the modification to the truck.
●	●	Correction.

B	Not sold separately. Sold as a set or kit.	D	AR	Required quantity.
---	---	---	----	--------------------

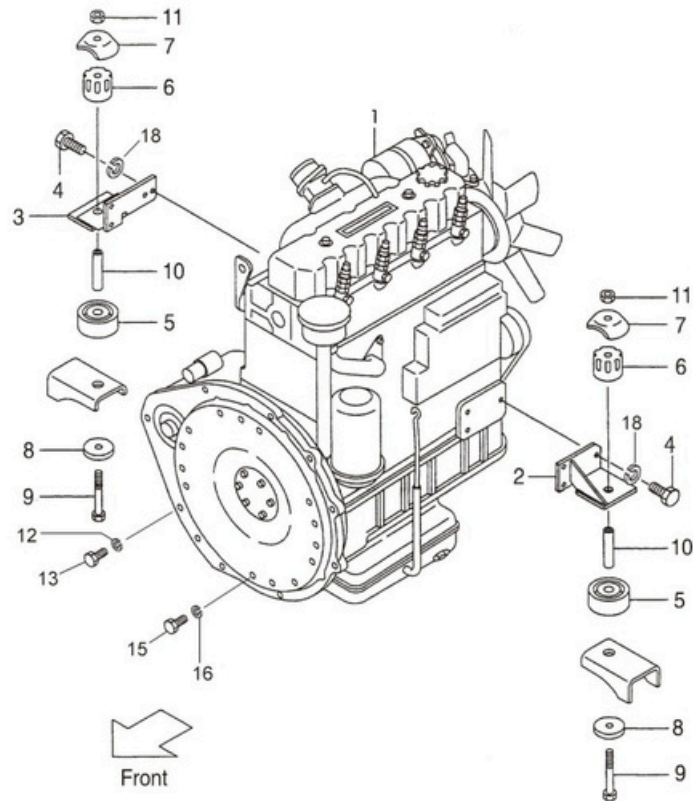
C	ASSY. CYL. DIFF. PS. SW. SYS. T/M. Tor-Con.	Assembly Cylinder Differential Powersteering unit Switch System Transmission Torque converter	E	<div> <div> A B ... </div> <div> These symbols are attached at the head of machine model names put on upper left section of parts list. Column E uses these symbols to express applicable machine models. </div> </div>
F. HP. Inc. LH. LP. LW. R. RH. UP.	Front High pressure Including Left hand side Low pressure Lower Rear Right hand side Upper			<div> <div> STD. (C). (T). H. OP. CSA or B </div> <div> Standards specification Clutch type Torque converter type Mast height Optional equipment Cold storage specification </div> </div>
L. t.	Length (mm) Thickness (mm)			

CONTENTS

SECTION	FIG. NO.	SECTION	FIG. NO.	SECTION	FIG. NO.
ENGINE MOUNT	1	INSULATOR & BRACKET BONNET	32	LIFT CYLINDER [VM41A] LIFT	63
AIR CLEANER	2	COVER MAIN PUMP VALVE CONTROL	33	CYLINDER (FRONT) [VFM21A] LIFT	64
AIR DUCT	3	LINKAGE (2SV) VALVE CONTROL	34	CYLINDER (FRONT) [VFM31A] LIFT	65
COOLING UNIT	4	LINKAGE (3SV) VALVE CONTROL	35	CYLINDER (FRONT) [VFMS21A]	66
FUEL SYSTEM	5	LINKAGE (4SV) HYDRAULIC SYSTEM	36	[VFMS31A] LIFT CYLINDER (FRONT)	67
EXHAUST SYSTEM	6	HYDRAULIC SYSTEM (S4S)	37	[VFMS41A] LIFT CYLINDER (REAR)	68
STEERING WHEEL UNIT	7	HYDRAULIC LINE	38	[VFMS21A] LIFT CYLINDER (REAR)	69
ORBITROL	8	HYDRAULIC LINE [TILT]	39	[VFMS31A] LIFT CYLINDER (REAR)	70
COVER & KEY	9	CONTROL VALVE (2SV)	40	[VFM21A] LIFT CYLINDER (REAR)	71
ELECTRIC PARTS	10	CONTROL VALVE (3SV)	41	[VFM31A] LIFT CYLINDER (REAR)	72
ELECTRIC BOX & CABLE	11	CONTROL VALVE (4SV)	42	[VFMS41A]	73
FUEL CUTTER	12	SEAL KIT FOR CONTROL VALVE	43	MAST VFM21A	74
LIGHT UNIT	13	(2SV)	44	MAST VFM31A VFM41A	75
DRIVE UNIT	14	SEAL KIT FOR CONTROL VALVE	45	MAST VFMS21A	76
HYDRAULIC CLUTCH	15	(3SV) SEAL KIT FOR CONTROL	46	MAST VFMS31A	77
DRIVE UNIT II	16	VALVE (4SV) HYDRAULIC TILT	47	MAST VFMS41A	78
REDUCTION & DIFFERENTIAL	17	CYLINDER TILT CYLINDER II FORK	48	MAST PIPING VFM21A	79
DRIVE AXLE	18	[VM21A] FORK [VM31A] FORK	49	MAST PIPING VFM31A	80
STEERING AXLE	19	[VM41A] LIFT BRACKET [VM21A]	50	MAST PIPING VFMS21A MAST	81
AXLE SUPPORT	20	[VM31A] [VM41A] BACKREST	51	PIPING VFMS31A VFMS41A	
WHEEL	21	[VM21A] [VM31A] [VM36A] [VM41A]	52		
POWER CYLINDER	22	MAST [VM21A] MAST [VM31A] MAST	53		
OVER HEAD GUARD	23	PIPING [VM21A] MAST PIPING	54		
ACCELERATOR PEDAL	24	[VM31A] LIFT CYLINDER [VM21A]	55		
BRAKE PEDAL	25	LIFT CYLINDER [VM31A] [VM36A]	56		
BRAKE LEVER	26		57		
FRAME	27		58		
OIL TANK	28		59		
FUEL TANK	29		60		
BALANCE WEIGHT	30		61		
FRONT GUARD	31		62		

Fig.1

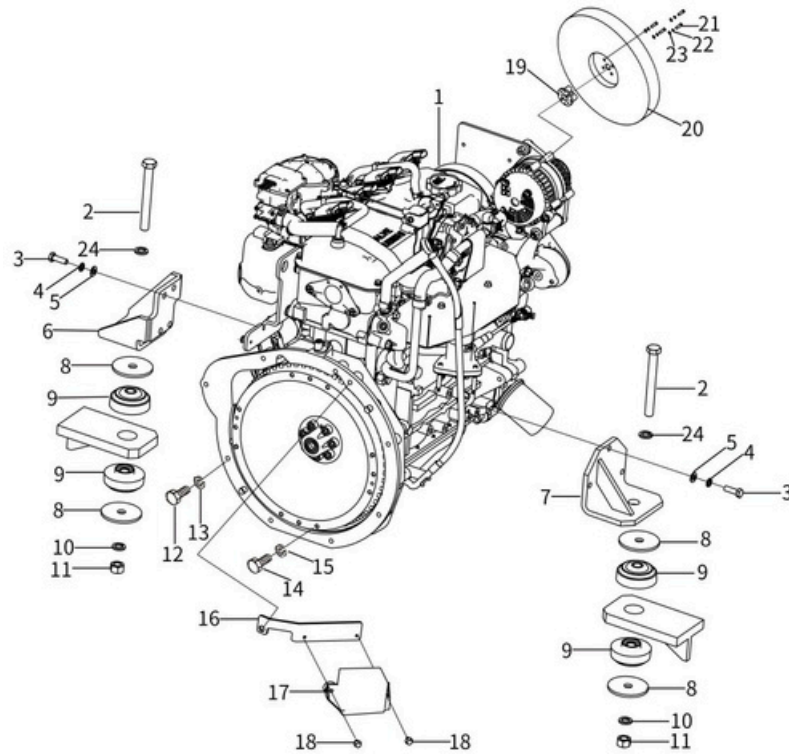
Fig.1 ENGINE MOUNT



Item No.	Part No.	Description	Reqd	Remarks:Serial No.
1	F31C1-00101	ENGINE C240	1	
-	F31P1-00101	ENGINE 490	1	
-	F36N1-00102	ENGINE 495	1	
-	F31Y1-00101	ENGINE 4TNE98	1	
-	F31K1-00101	ENGINE K21	1	
-	F33K1-00101	ENGINE K25	1	
-	F31S1-00101	ENGINE S4S	1	
-	N31Q1-00101	ENGINE 491	1	
-	N31B1-00101	ENGINE 498 EURO III	1	
2	F31H1-02351	BRACKET,RH K21,K25	1	
-	H21K1-02311	BRACKET,RH K21,K25	1	LOW FAN
-	F31Y1-01201	BRACKET,RH 4TNE98	1	HIGH FAN/LPG
-	N31S1-01211a	BRACKET,RH S4S	1	
3	F31H1-02301	BRACKET,LH K21,K25	1	
-	H21K1-02301a	BRACKET,LH K21,K25	1	LOW FAN
-	F31Y1-01211	BRACKET,LH 4TNE98	1	HIGH FAN/LPG
-	N31S1-01201a	BRACKET,LH S4S	1	
4	S1116-10030	BOLT	7	④⑤⑥
5	F31A1-02101	RUBBER,UNDER	2	
6	F31A1-02111	RUBBER,UPPER	2	
7	F31A1-02121	CAP	2	
8	F31A1-02201	WASHER	2	
9	S1103-10097	BOLT	2	
10	F31A1-02071	COLLAR	2	
11	F31A1-02211	NUT	2	

Fig.1

Fig.1 ENGINE MOUNT



Item No.	Part No.	Description	Req'd	Remarks:Serial No.1
1	N31PS1-00101	ENGINE PSI	1	⑦
-	N31E1-00101	ENGINE 4EG	1	⑧
2	S1106-16130	BOLT	2	
3	S1116-10030	BOLT	8	
4	S2010-00010	WAHSER	8	
5	S2000-00010	WAHSER	8	
6	N31PS1-01201	BRACKET,RH	1	⑦
-	N31E1-01201	BRACKET,RH	1	⑧
7	N31PS1-01211	BRACKET,LH	1	⑦
-	N31E1-01211	BRACKET,LH	1	⑧
8	N31E6-12211	SPACER	4	
9	MDS80-55	MOUNT	4	
10	S2010-00016	WASHER	2	
11	S1400-10016	NUT	2	
12	S1106-10035	BOLT	8	
13	S2010-00010	WAHSER	8	
14	S1106-08025	BOLT	12	
15	S2010-00008	WASHER	12	
16	N31PS2-42301	BRACKET	1	
17	PSI-bxsh	FUSE BOX	1	⑦
18	214A6-42771	SCREW	2	⑦
19	N31PS1-01501	FAN GASKET	1	⑦
20	T20053-10041	BLADE	1	⑦
21	S1106-06030	BOLT	4	⑦
22	S2010-00006	WASHER	4	⑦
23	S2000-00006	WASHER	4	⑦
24	S2000-00016	WASHER	2	⑦

Fig.2 AIR CLEANER

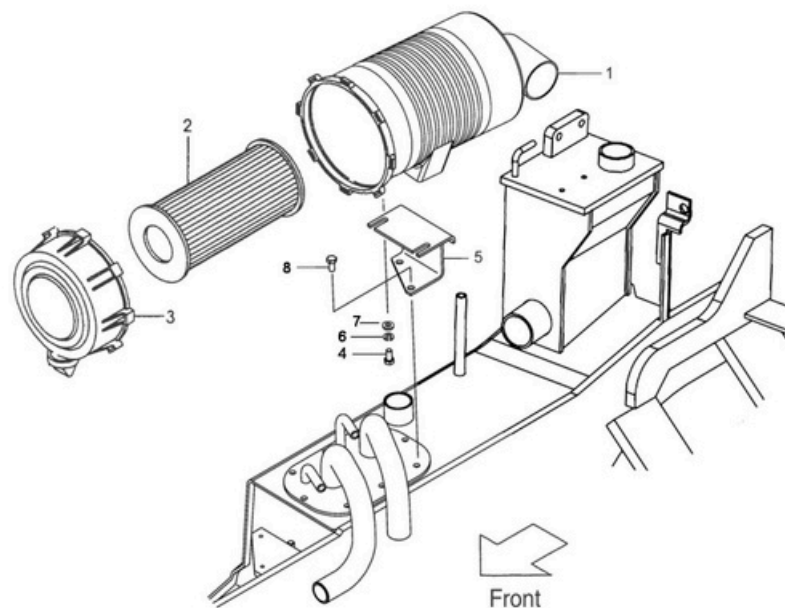


Fig.2

Item No.	Part No.	Description	Reqd	Remarks:Serial No.
A1	F31C1-02001	CLEANER-ASS'Y,AIR NC.1,2,3	1	
2	F31C1-03111	ELEMENT,AIR	1	
4	S1183-08016	BOLT	1	
5	N31A1-0251a	BRACKET,AIR CLEANER	1	
A2	S1183-08020	BOLT INC.6,7	1	

Fig.3 AIR DUCT

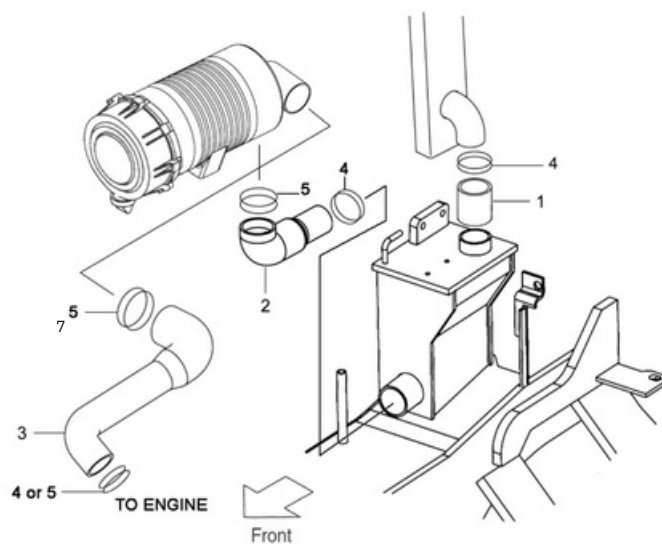


Fig.3

Item No.	Part No.	Description	Reqd	Remarks:Serial No.
1	N15A1-02022	HOSE	1	①②③④⑤⑥
2	N31A1-0203c	HOSE,CAP	1	
-	N31E1-02022	HOSE,CAP	1	⑦⑧
3	N31C1-0203	HOSE C240	1	
-	N31S1-0203	HOSE S4S	1	
-	F31A1-02021	HOSE 490,495,498	1	
-	N31Y1-0203	HOSE 4TNE98	1	
-	N31K1-0203	HOSE K21,K25,491	1	
-	N31PS1-0203	HOSE PSI2.4	1	
-	N31E1-0203	HOSE 4EG	1	
4	S4911-00060	CLIP	2	
5	S4911-00070	CLIP	1	
6	S4900-00075	CLIP	1	

Fig.3 AIR DUCT (K21-LPG)

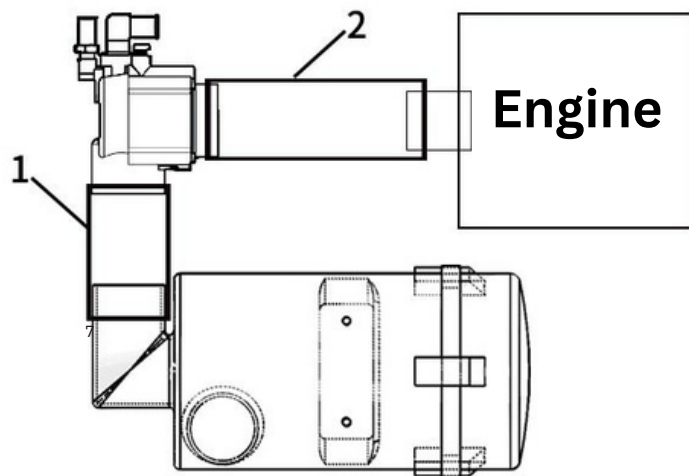
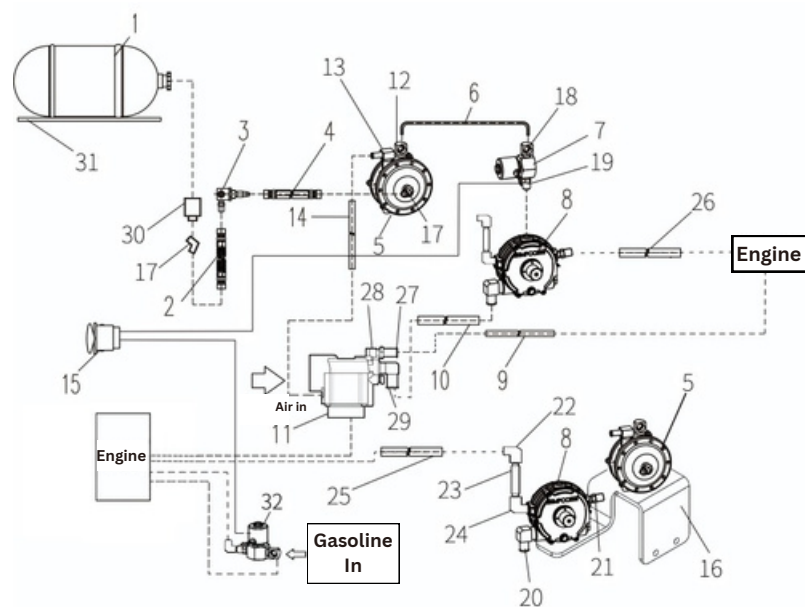


Fig.3

Item No.	Part No.	Description	Reqd	Remarks:Serial No.
1	F31H9-52011	HOSE	1	
2	N31H9-52021	HOSE,CAP	1	

Fig.3

Fig.3 LPG SYSTEM KIT (K21-LPG)



Item No.	Part No.	Description	Reqd	Remarks:Serial No.
1	35/50	LPG TANK	1	
2	HA100-43W	HOSE	1	
3	M116	HREE-WAY-ASSY	1	
4	HA100-31.5	HOSE	1	
5	VFF30	FILTER-ASSY	1	
6	T157	PIPE	1	
7	MODEL 121	SOLENOIDS	1	
8	MODEL J/COBRA	PRESSURE REDUCING VALVE	1	
9	TU-420	PIPE	1	
10	H715-32	HOSE	1	
11	CA55-258	MIXER	1	
12	402*6UL	NIPPLE	1	
13	F4-8	NIPPLE	1	
14	H703-32	HOSE	1	
15	M328	SWITCH UNIT	1	
16	H31K2-22111a	BRACKET	1	
17	54X6	NIPPLE	2	
18	49X4X4	NIPPLE	2	
19	3325X4X2	NIPPLE	1	
20	54EB	NIPPLE	1	
21	GQ-4	NIPPLE	1	
22	49EEE-2	NIPPLE	1	
23	M456-1	THERMOSTAT	1	
24	130E	NIPPLE	1	
25	H730-17	HOSE	1	
26	H730-17	HOSE	1	
27	F296	NIPPLE	1	
28	3400*2W	NIPPLE	1	
29	53EB	NIPPLE	2	
30	7141F	NIPPLE	2	
31	GY392-20201Ta	BRACKET	1	
32	MODEL 123	SOLENOIDS	1	

Fig.3 LPG SYSTEM KIT (PSI)

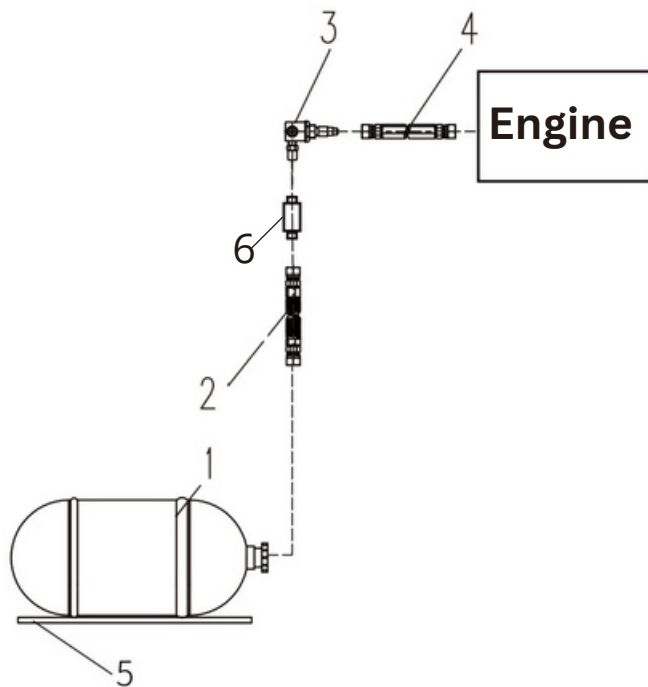
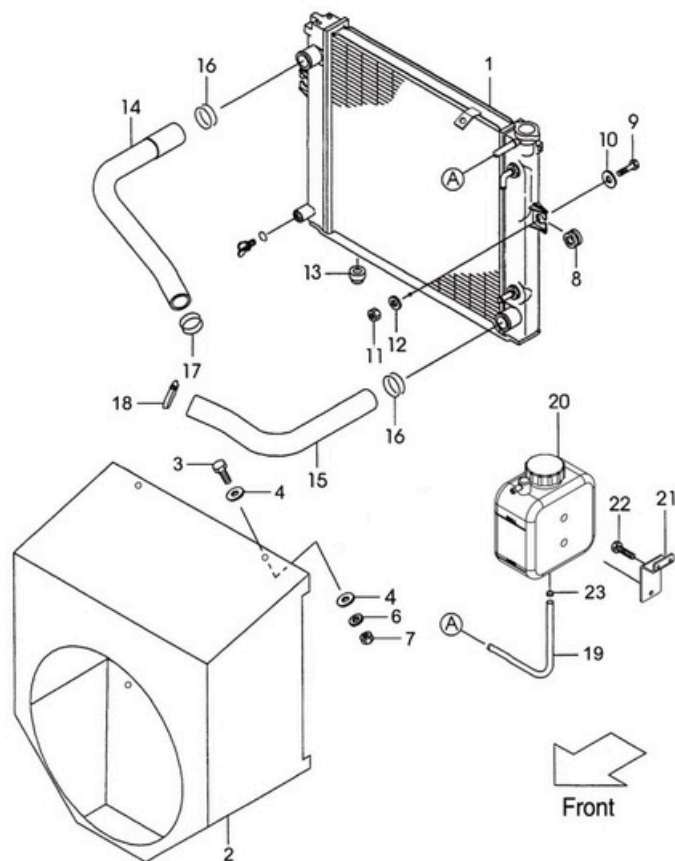


Fig.3

Item No.	Part No.	Description	Reqd	Remarks:Serial No.
1	35/50	LPG TANK	1	
2	32501903	HOSE	1	
3	32501902	HREE-WAY-ASSY	1	
4	32501907A	HOSE	1	
5	GY392-	BRACKET	1	
6	20201Ta 32501204	FILTER	1	

Fig.4

Fig.4 COOLING UNIT



Item No.	Part No.	Description	Req'd	Remarks:Serial No.
A1	F31C2-10301a-LC	RADIATOR-ASS'Y C240 (INC.1-7,19)	1	
-	T20053-10011	RADIATOR-ASS'Y S4S (INC.1,3-7,19)	1	
-	F31A2-10301-LC	RADIATOR-ASS'Y 495, 490,498 (INC.1-7,19)	1	
-	N31Q2-10302a-LC	RADIATOR-ASS'Y 491 (INC.1-7,19)	1	
-	N31A2-10301	RADIATOR-ASS'Y 4TNE98 (INC.1,3-7,19)	1	
-	T19116-10011-LC	RADIATOR-ASS'Y K21,K25 (INC.1-7,19)	1	
-	N31PS2-10301	RADIATOR-ASS'Y PSI2.4 (INC.1,3-7,19)	1	
-	N31E2-10302	RADIATOR-ASS'Y 4EG (INC.1-7,19)	1	
2	N31Y2-10302a-900L	SHRAUD	1	④
-	T19049-10011-900L	SHRAUD	1	⑥
8	F31A2-12101	RUBBER	2	
9	F31A2-12021	BOLT	2	
10	F31A2-32251	WASHER	2	
11	F31A2-02221	NUT	2	
12	S2000-00010	WASHER	2	
13	F31A2-12121	RUBBER	2	
14	F31C2-12001a	HOSE C240	1	
-	F31A2-12001	HOSE 490,495,498	1	
-	F31H2-12002	HOSE K21,K25	1	
-	N31S2-12002	HOSE S4S	1	
-	N31Q2-12001a	HOSE 491	1	
-	F31Y2-12002	HOSE 4TNE98	1	
-	N31E2-12002	HOSE 4EG	1	

Fig.4 COOLING UNIT

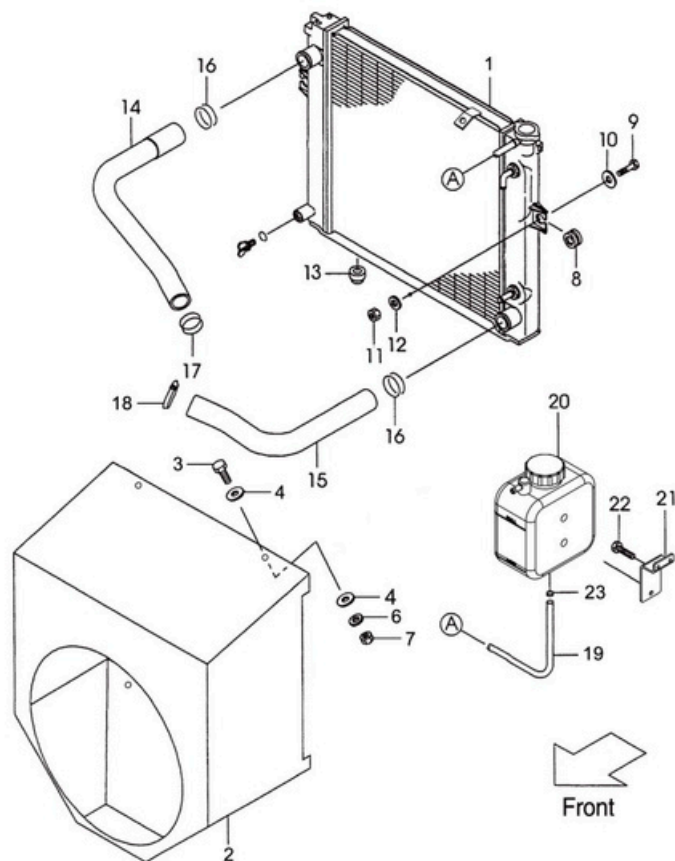


Fig.4

Item No.	Part No.	Description	Req'd	Remarks:Serial No.
15	F31C2-12011	HOSE C240	1	
-	F31A2-12011	HOSE 490,495,498	1	
-	F31H2-12011	HOSE K21,K25	1	LOW FAN
-	N32K2-12011	HOSE K21,K25	1	HIGH FAN/LPG
-	N31S2-12011	HOSE S4S 4EG	1	
-	N31Q2-12011a	HOSE 491	1	
-	F31Y2-12011a	HOSE 4TNE98	1	
16	S4911-00040	CLIP	2	
17	S4911-00045	CLIP	1	①④⑤⑥
-	S4911-00050	CLIP	1	②③
18	S4911-00045	CLIP	1	①④⑤⑥
-	S4911-00050	CLIP	1	②③
20	F31A2-12111a	TANK,RESERVE	1	
21	N31A2-12141	BRACKET	1	
22	F31A2-48611	SCREW	2	
23	S4911-00014	CLIP	1	

Fig.4 COOLING UNIT (PSI)

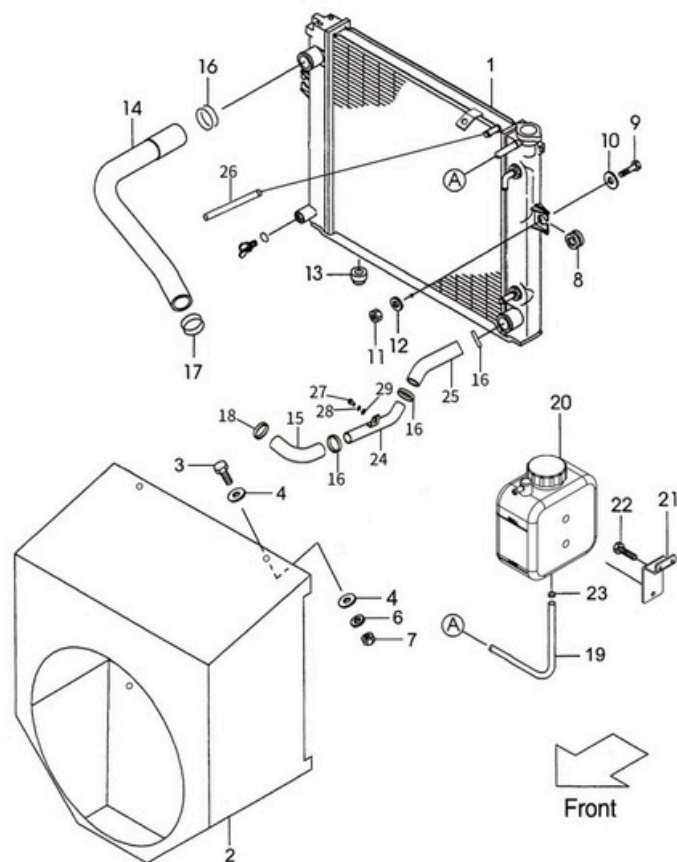
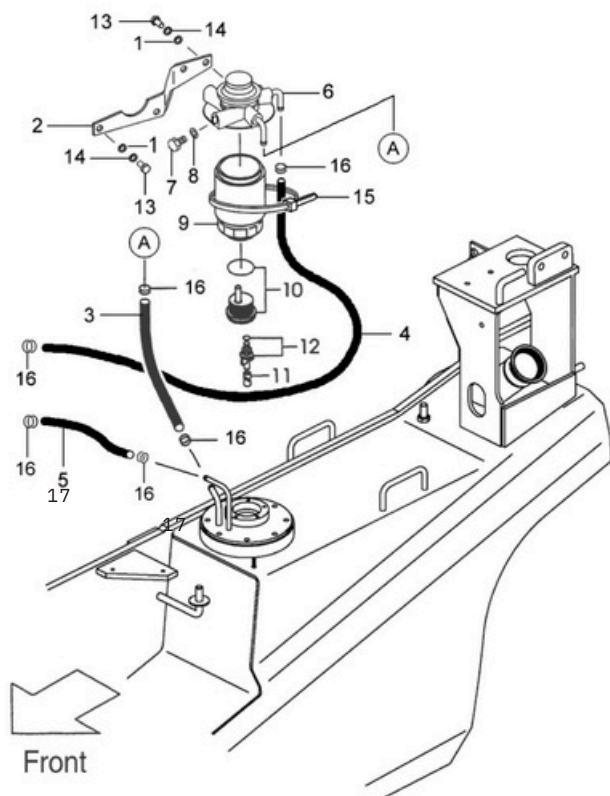


Fig.4

Item No.	Part No.	Description	Req'd	Remarks:Serial No.
A1	N31PS2-10301	RADIATOR-ASS'Y PSI (INC.1~7,19)	1	
2	N31PS2-10301-900L	SHRAUD	1	
8	F31A2-12101	RUBBER	2	
9	F31A2-12021	BOLT	2	
10	F31A2-32251	WASHER	2	
11	F31A2-02221	NUT	2	
12	S2000-00010	WASHER	2	
13	F31A2-12121	RUBBER	2	
14	N31PS2-12001	HOSE	1	
15	N31PS2-12011-1	HOSE	1	
16	S4911-00040	CLIP	4	
17	S4911-00045	CLIP	1	
18	S4911-00050	CLIP	1	
20	F31A2-12111a	TANK,RESERVE	1	
21	N31A2-12141	BRACKET	1	
22	F31A2-48611	SCREW	2	
23	S4911-00014	CLIP	1	
24	N31PS2-12011-2	HOSE	1	
25	N31PS2-12011-3	HOSE	1	
26	N31PS2-12041	PIPE	1	
27	S1106-08025	BOLT	1	
28	S2010-00008	WASHER	1	
29	S2000-00008	WASHER	1	

Fig.5

Fig.5 FUEL SYSTEM (C240)



Item No.	Part No.	Description	Reqd	Remarks:Serial No.
1	S2000-00008	WASHER	4	
2	N31C2-2211d	BRACKET	1	
3	S4750-75049	HOSE,FUEL 7.5*490	1	
4	S4750-75046	HOSE,FUEL 7.5*460	1	
5	S4750-65040	HOSE,FUEL 6.5*400	1	
A1	894367-2923	OIL-WATER SEPARATOR INC.6-12	1	
13	S1106-08016	BOLT	4	
14	S2010-00008	WASHER	4	
15	S4913-11350	STRAP	1	
16	S4914-00016	CLIP	6	

Fig.5 FUEL SYSTEM (K21,K25,491)

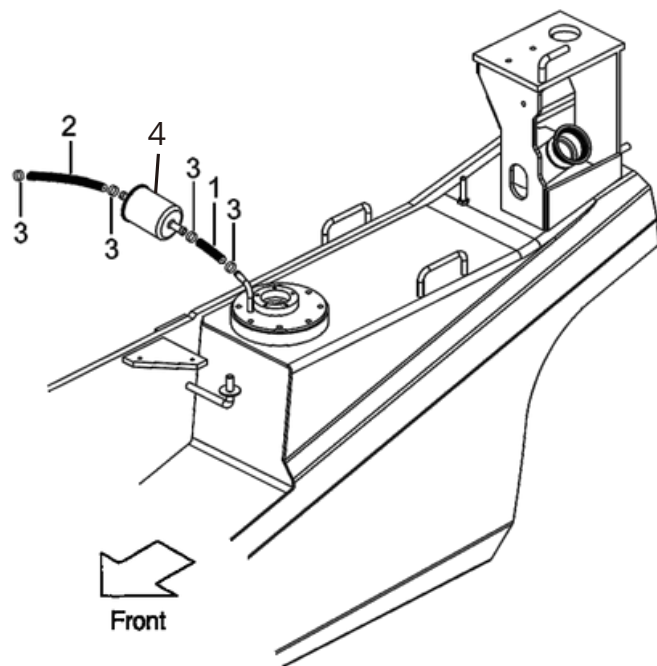
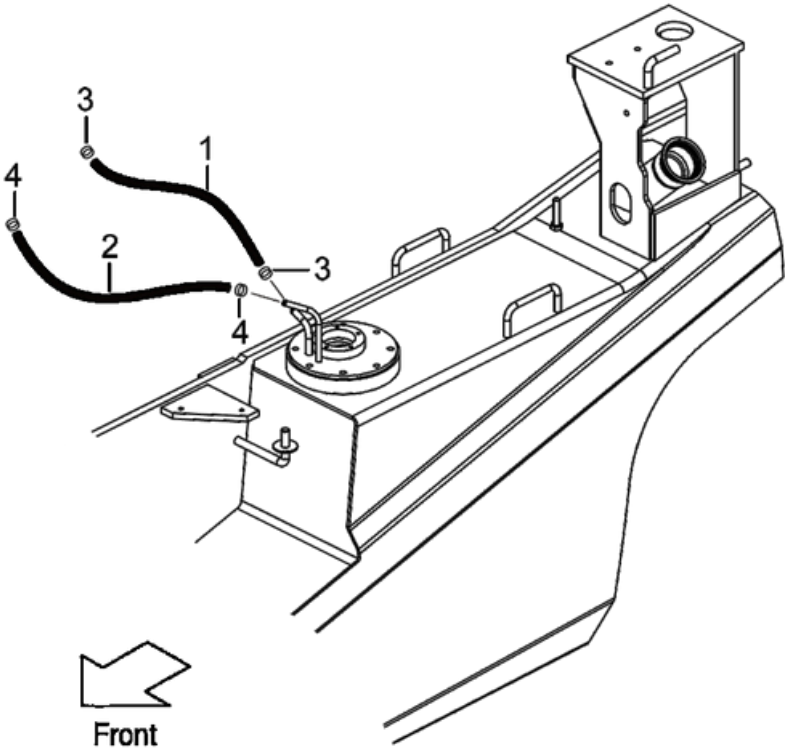


Fig.5

Item No.	Part No.	Description	Reqd	Remarks:Serial No.
1	S4750-75011	FUEL HOSE 7.5*460	1	
2	S4750-75018	FUEL HOSE 7.5*180	1	
3	S4914-00016	CLIP	4	
4	F31A2-22011	FUEL FILTER ELEMENT (EXTERNAL)	1	

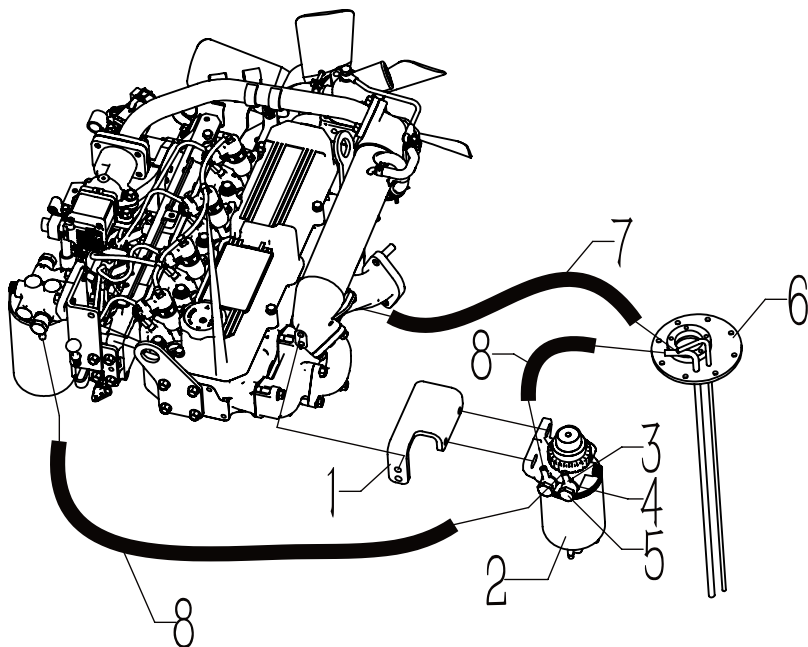
Fig.5

Fig.5 FUEL SYSTEM (490,495,498,4TNE98,S4S)



Item No.	Part No.	Description	Reqd	Remarks:Serial No.
1	F31A2-22011	FUEL HOSE 6*1500	1	
2	F31A2-22021a	FUEL HOSE 7.5*1500	1	
3	S4914-00020	CLIP	2	
4	S4914-00016	CLIP	2	

Fig.5



Item No.	Part No.	Description	Reqd	Remarks:Serial No.
1	N31E2-22111	BRACKET	1	
2	32K62-00030	OIL WATER SEPARATOR	1	
3	MM409-125	NIPPLE	2	
4	05946-01401	RUBBER	2	
5	MH037-087	BOLT	2	
6	N31D2-22101b	PLATE	1	
7	N31E6-22150	HOSE Ø 8*1500	1	
8	N31E6-22130	HOSE Ø 8*1300	1	

Fig.6 EXHAUST SYSTEM

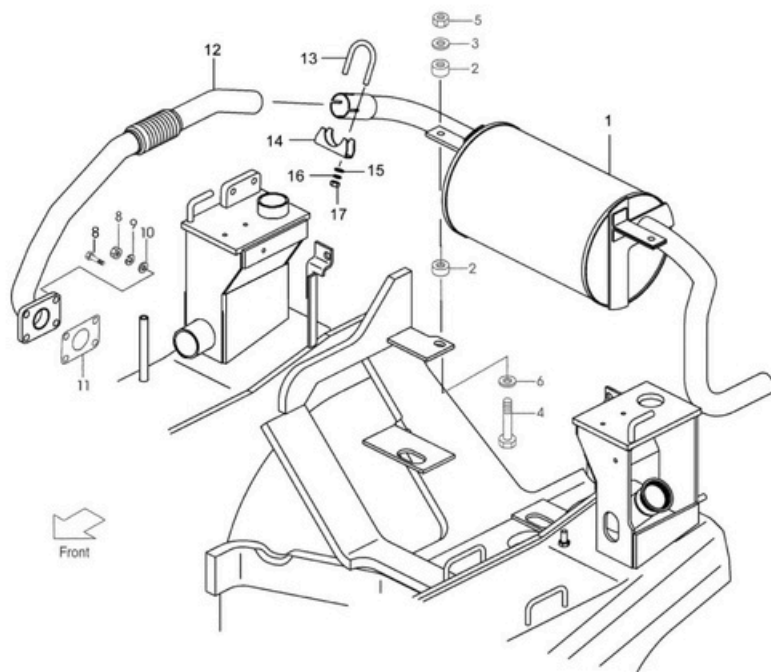


Fig.6

Item No.	Part No.	Description	Req'd	Remarks:Serial No.
1	N21A2-31011a	MVFFLER ASS'Y, 2t,2.5t	1	①③④⑤
-	N31A2-31011a	MVFFLER ASS'Y, 3t,3.5t	1	①③④⑤
-	N40A2-31011a	MVFFLER ASS'Y, 4t	1	①③④⑤
-	N21A2-31001a	MVFFLER ASS'Y,2t,2.5t	1	②⑥
-	N31A2-31001a	MVFFLER ASS'Y,3t,3.5t	1	②⑥
-	N40A2-31001a	MVFFLER ASS'Y,4t	1	②⑥
2	F31A2-32241	RUBBER	4	
3	F31A2-32251	WASHER	2	
4	F31A2-32551	BOLT	2	
5	F31A2-32561	NUT	2	
6	F31A2-32251	WASHER	2	
8	S1400-20010	NUT	4	
9	S2010-00010	WASHER	4	
10	S0200-00010	WASHER	4	
11	F31C2-32011	GASKET C240	1	
12	N31C2-3002a	PIPE C240	1	
-	N31Y2-3002a	PIPE 4TNE98	1	
-	N31K2-3002c	PIPE K21,K25	1	LOW FAN
-	T18116-10011	PIPE K21,K25	1	HIGH FAN/LPG
-	N31S2-3002a	PIPE S4S	1	
-	N31W2-3002c	PIPE 490,495,498	1	
A13	F31A2-33011	CLIP INC,13~17	1	

Fig.6 EXHAUST SYSTEM (PSI)

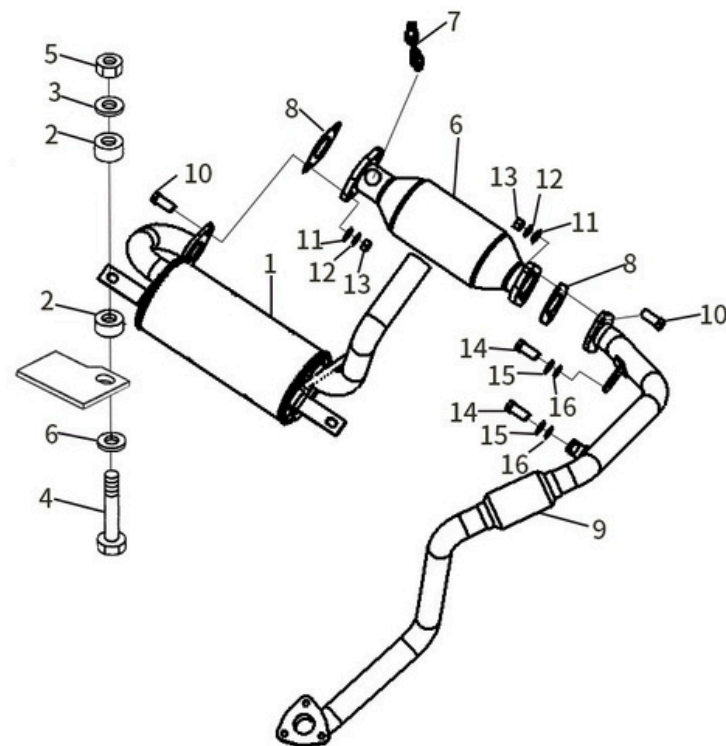


Fig.6

Item No.	Part No.	Description	Req'd	Remarks:Serial No.
1	N31PS2-31001	MUFFLER	1	
2	F31A2-32241	RUBBER	4	
3	F31A2-32251	WASHER	2	
4	F31A2-32551	BOLT	2	
5	F31A2-32561	NUT	2	
6	F31A2-32251	WASHER	2	
7	32501267	OXYGEN	1	
8	N31PS2-30041	PACKING	2	
9	N31PS2-30021	HOSE	1	
-	N41PS2-30021	HOSE	1	
10	S1106-12035	BOLT	4	
11	S2010-00012	WASHER	4	
12	S2000-00012	WASHER	4	
13	S1400-10012	NUT	4	
14	S1106-08025	BOLT	2	
15	S2010-00008	WASHER	2	
16	S2000-00008	WASHER	2	
17	38901264	THREE-WAY CATALYSIS	1	

Fig.6 EXHAUST SYSTEM (491)

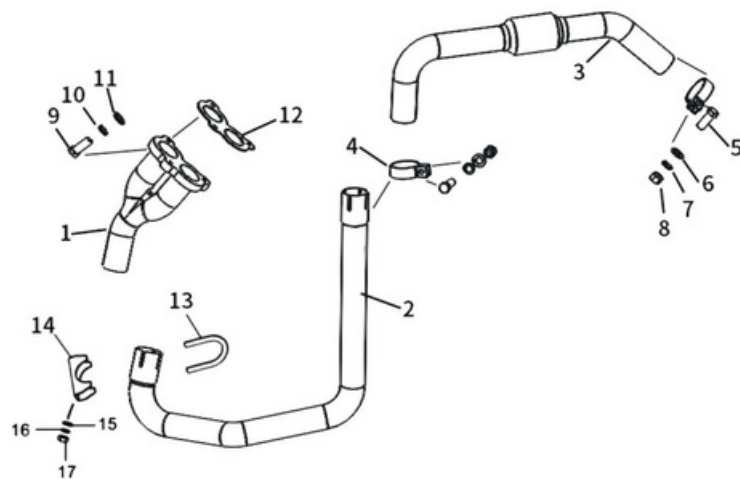


Fig.6

Item No.	Part No.	Description	Req'd	Remarks:Serial No.
1	F31Q2-32001a	EXHAUST PIPE	1	
2	N31Q2-32012a	EXHAUST PIPE	1	
3	N31Q2-32022	EXHAUST PIPE	1	
4	T17102-10051	CLIP	1	
5	S1116-08035	BOLT	2	
6	S2010-00008	WASHER	2	
7	S2000-00008	WASHER	2	
8	S1402-10008	NUT	2	
9	S1116-10035	BOLT	3	
10	S2010-00010	WASHER	3	
11	S2000-00010	WASHER	3	
12	N15Q2-32051	GASKET FOR EXHAUST PIPE	1	
13	F31A2-33011	CLIP ASS'Y(INC.13-17)	1	

Fig.6 EXHAUST SYSTEM (4EG)

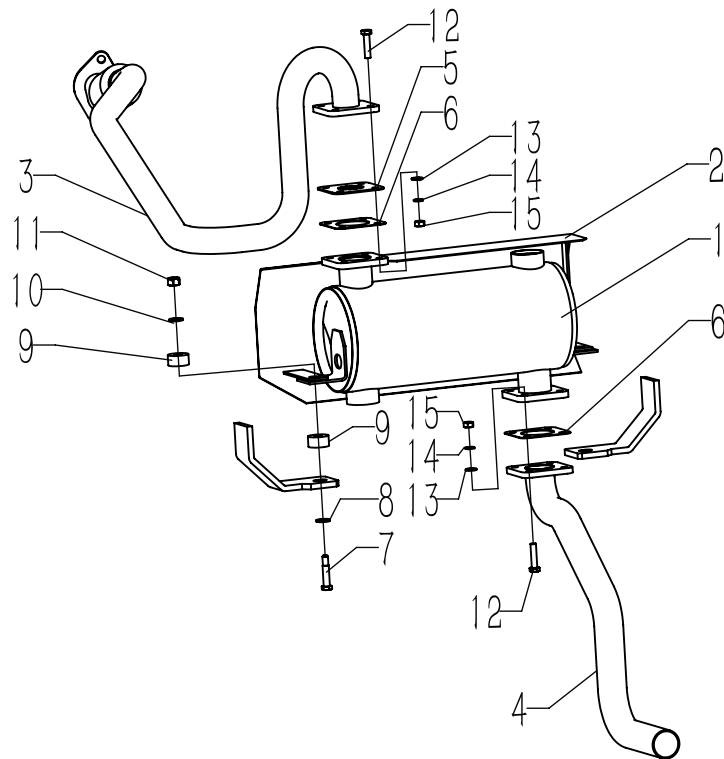


Fig.6

Item No.	Part No.	Description	Req'd	Remarks:Serial No.
1	32K34-12050	DOC	1	
2	N31E2-30111	PLATE	1	
3	N31E2-30021a	EXHAUST PIPE	1	2-3.5T
-	N41E2-30021	EXHAUST PIPE	1	4T
4	N21E2-3004	EXHAUST PIPE C	1	2-2.5T
-	N31E2-3004	EXHAUST PIPE C-1	1	3-4T
5	32K34-05900	WASHER	2	
6	N31E2-3010	PLATE	1	
7	F31A2-32551	BOLT	1	
8	S0200-00010	WASHER	1	
9	F31A2-32241	RUBBER	2	
10	F31A2-32251	WASHER	1	
11	F31A2-32561	NUT	2	
12	S1106-08035	BOLT M8*35	8	
13	S2000-00008	WASHER	8	
14	S2010-00008	WASHER	8	
15	S1400-00008	NUT	8	

Fig.7 STEERING WHEEL UNIT

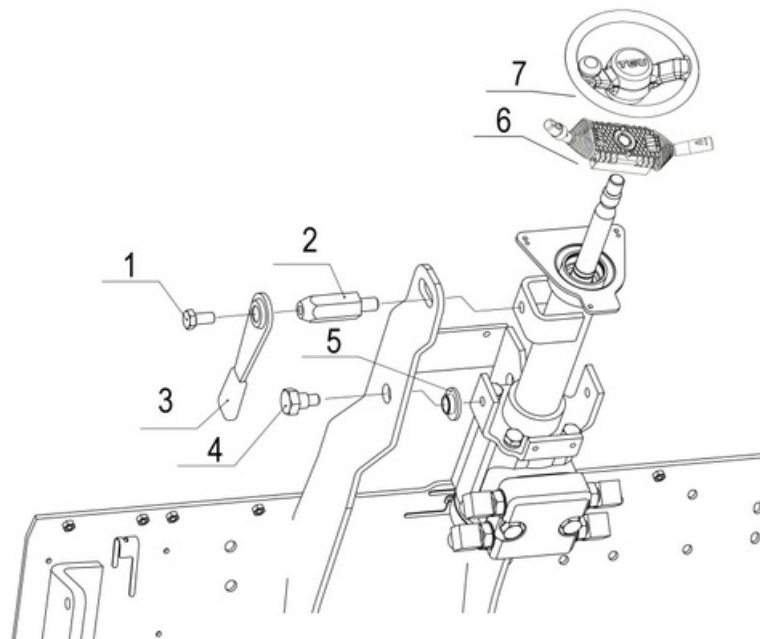


Fig.7

Item No.	Part No.	Description	Reqd	Remarks:Serial No.
1	239A4-12441	BOLT	1	
2	N31A4-12441	LEVER	1	
3	239A4-12411	LEVER	1	
4	216G4-12111	BOLT	1	
5	216G4-12101	BUSHING	1	
6	209K2-40501	SWITCH-ASSY,COMBI	1	
7	249M4-10202	WHEEL	1	

Fig.8 ORBITROL

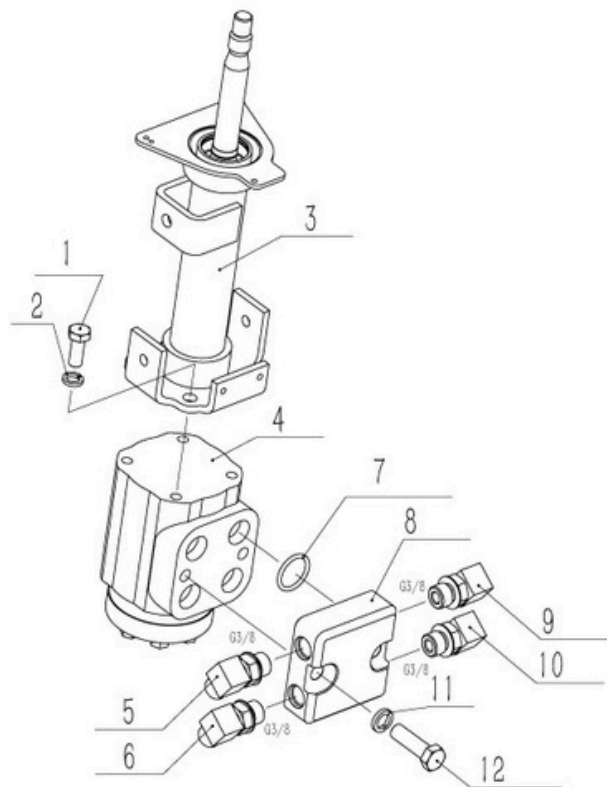


Fig.8

Item No.	Part No.	Description	Reqd	Remarks:Serial No.
1	38016-00023	BOLT	1	
2	S2010-00010	WASHER	1	
3	22N54-10251a	STEERING COLUMN	1	
4	F31A4-10502	ORBITROL	1	
5	234H7-60351	JOINT FOR OIL RETURNING	1	
6	F31A7-60331	JOINT FOR OIL IN	1	
7	NO PART NO.	O-RING	1	
8	N31A4-10501	8-WAY COVER	1	
9	F31A7-60331	JOINT, L	1	
10	F31A7-60331	JOINT, R	1	
11	S2010-00012	WASHER	1	
12	S1170-12035	BOLT	1	

Fig.9 COVER & KEY

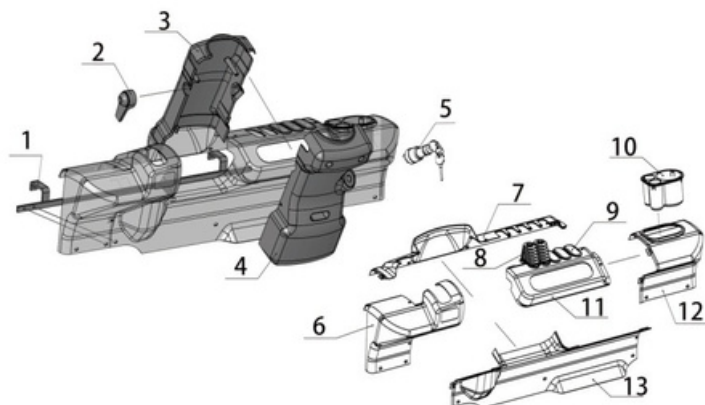


Fig.9

Item No.	Part No.	Description	Req'd	Remarks:Serial No.
1	N31A6-42861a	LONG BRACKET	1	
2	22N54-12201	LEVER	1	
3	N31A4-12321	COVER FOR STEERING COLUMN,FRONT	1	
4	N31A4-12311	COVER FOR STEERING COLUMN, REAR	1	
5	N31C2-42611	KEY S/W ASSY	1	
6	N31A6-42721	METER RACK COVER, LEFT SIDE	1	
7	N31A6-42731	METER RACK COVER, FRONT	1	
8	22N57-42151	RUBBER FOR LEVER	2	
9	N31A7-42161	SMALL CAP	3	
10	N31A6-42771	STORAGE BOX	1	
11	N31A6-42741	COVER FOR METER RACK	1	
12	N31A6-42711	METER RACK COVER, RIGHT SIDE	1	
13	N31A6-42751	METER RACK COVER, LOWER	1	

Fig.10 ELECTRIC PARTS

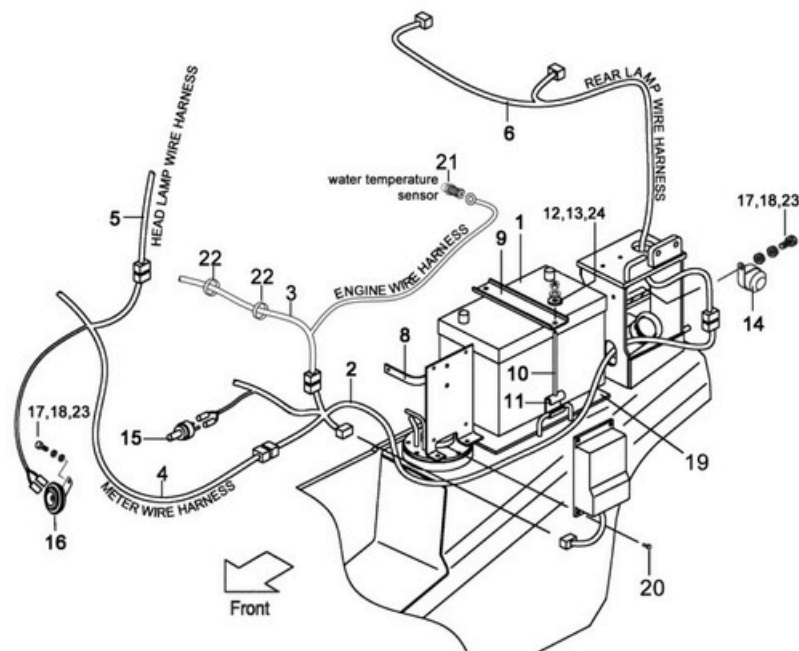
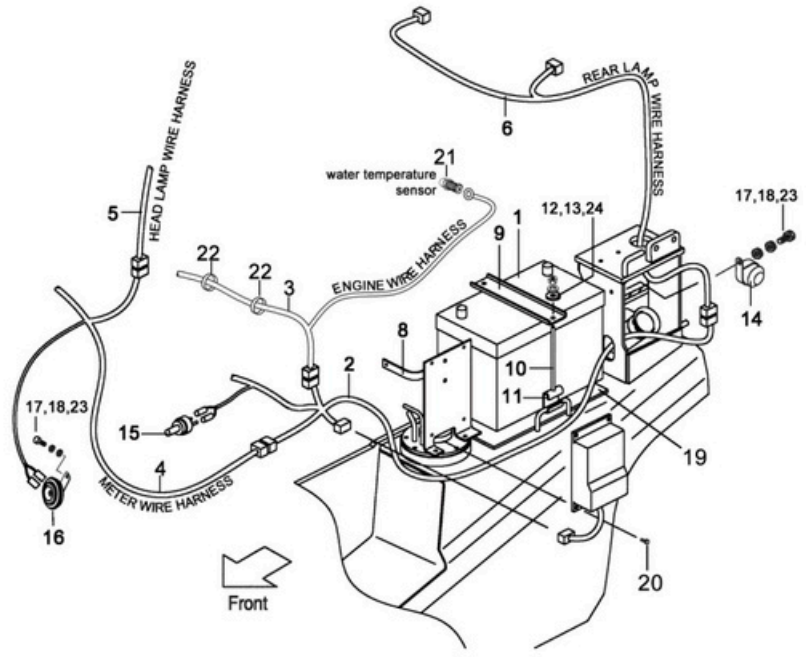


Fig.10

Item No.	Part No.	Description	Req'd	Remarks: Serial No.
1	F31H2-41011	BATTERY	1	③⑤
-	F31A2-41011	BATTERY	1	①②④⑥
2	T1649-10031	WIRE-HARNESS, FRAME	1	①
-	N31W2-4242-f	WIRE-HARNESS, FRAME	1	②
-	N31Q2-4242-f	WIRE-HARNESS, FRAME	1	③
-	T2016-65021	WIRE-HARNESS, FRAME	1	④
-	T1816-10011	WIRE-HARNESS, FRAME	1	⑤
-	T1649-10081	WIRE-HARNESS, FRAME	1	⑥
-	N31PS2-42511b	WIRE-HARNESS, FRAME	1	⑦
-	N31E2-42211a	WIRE-HARNESS, FRAME	1	⑧
3	T1649-10041	WIRE-HARNESS, ENGINE	1	①
-	N31W2-4241-f	WIRE-HARNESS, ENGINE	1	②
-	N31Q2-4241-f	WIRE-HARNESS, ENGINE	1	③
-	T19078-10011	WIRE-HARNESS, ENGINE	1	④
-	T1816-10021	WIRE-HARNESS, ENGINE	1	⑤
-	T1649-10091	WIRE-HARNESS, ENGINE	1	⑥
4	T18112-10011	WIRE-HARNESS, METER	1	①
-	N31W2-42301-f	WIRE-HARNESS, METER	1	②
-	N31Q2-42301-f	WIRE-HARNESS, METER	1	③
-	T1802-10011a	WIRE-HARNESS, METER	1	④⑤
-	N31A2-42201b-f	WIRE-HARNESS, METER	1	⑥
-	N31PS2-42501a	WIRE-HARNESS, METER	1	⑦
-	N31E2-42201a	WIRE-HARNESS, METER	1	⑧
5	F31A2-42321	WIRE-HARNESS, F. PIPE	2	
6	F31A2-42311	WIRE-HARNESS, R. PIPE	1	
8	N31A2-4200	BRACKET	1	
9	N31A2-44021	PLATE	1	
10	N31A2-42051	BOLT, ANCHOR	2	
11	N31A2-42101	HANGER	2	
12	S1420-00006	NUT	2	
13	F31A2-42061	WASHER	2	

Fig.10

Fig.10 ELECTRIC PARTS



Item No.	Part No.	Description	Req'd	Remarks:Serial No.
14	F31A2-42301	BUZZER, BACK	1	
15	F31A2-42071	SWITCH, STOP-LAMP	1	
16	F31A2-43651	HORN	1	
17	S1106-08016	BOLT	2	
18	S2000-00008	WASHER	2	
19	N31A2-42031	RUBBER	1	
20	F31A2-42621	SCREW	4	

Fig.10 ELECTRIC PARTS (4EG)

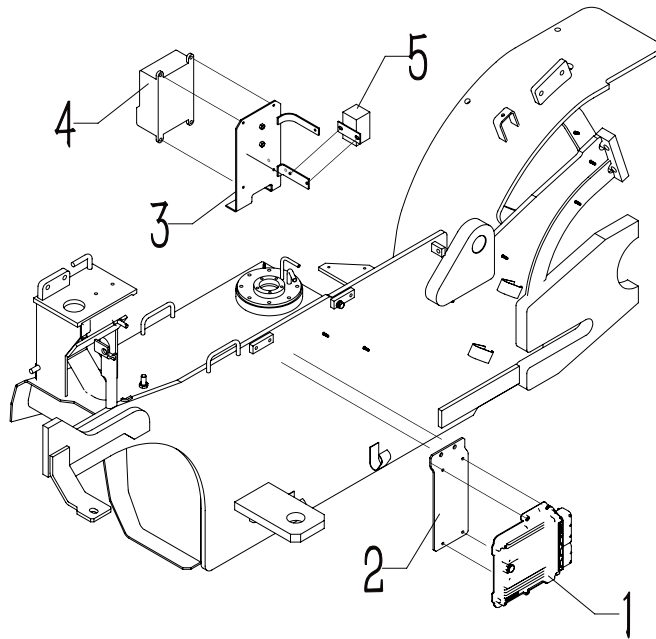


Fig.10

Item No.	Part No.	Description	Req'd	Remarks:Serial No.
1	16E10-00100	ECU	1	
2	N31E2-42101	ECU BRACKET	1	
3	N31E2-4200	ELECTRIC BRACKET	1	
4	N31E2-42131	CONTROL BOX	1	
5	32A66-19101	RELAYS	1	

Fig.11 ELECTRIC BOX & CABLE

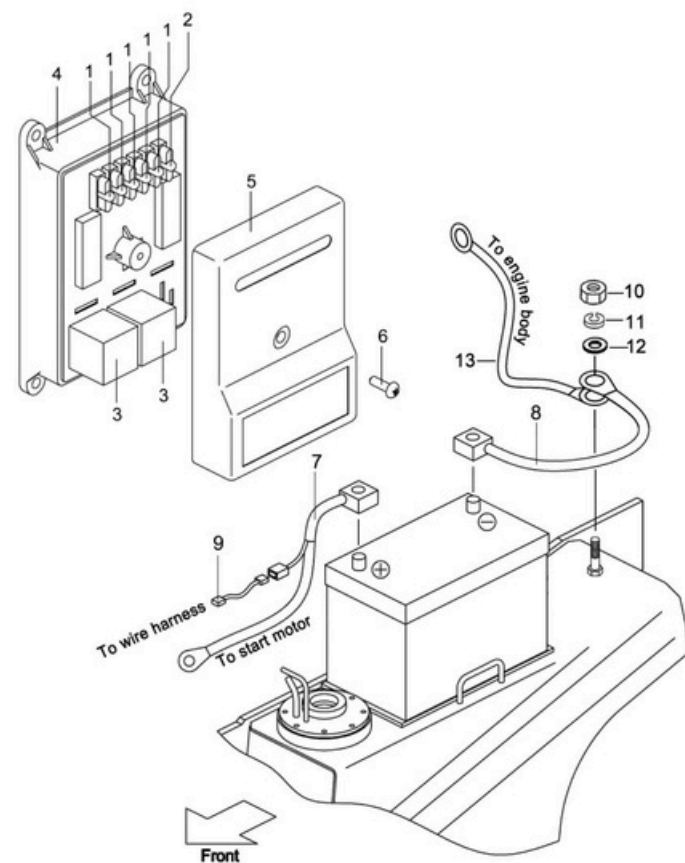


Fig.11

Item No.	Part No.	Description	Req'd	Remarks:Serial No.
A1	N31C2-42131	ELECTRIC BOX(Inc.1~6)	1	①④⑤
-	N31W2-42131	ELECTRIC BOX(Inc.1~6)	1	②
-	N31D2-42131	ELECTRIC BOX(Inc.1~6)	1	③
-	N31K2-42131	ELECTRIC BOX(Inc.1~6)	1	⑥
-	N31C2-42161	ELECTRIC BOX(Inc.1~6)	1	⑦
-	N31E2-42131	ELECTRIC BOX(Inc.1~6)	1	⑧
7	F31C2-42011	CABLE, BATTERY(+)	1	①④⑤⑥⑦⑧
-	F31A2-42011	CABLE, BATTERY(+)	1	②③
8	F41A2-42021a	CABLE, BATTERY(-)	1	
9	F31A2-42091	FUSE	1	①②③④⑤⑦⑧
-	F31A2-42092	FUSE	1	⑥
10	S1401-10010	NUT	1	
11	S2010-00010	WASHER	1	
12	S2000-00010	WASHER	1	
13	T1614-10061	ENGINE WIRING	1	

Fig.12 FUEL CUTTER (490,495,498)

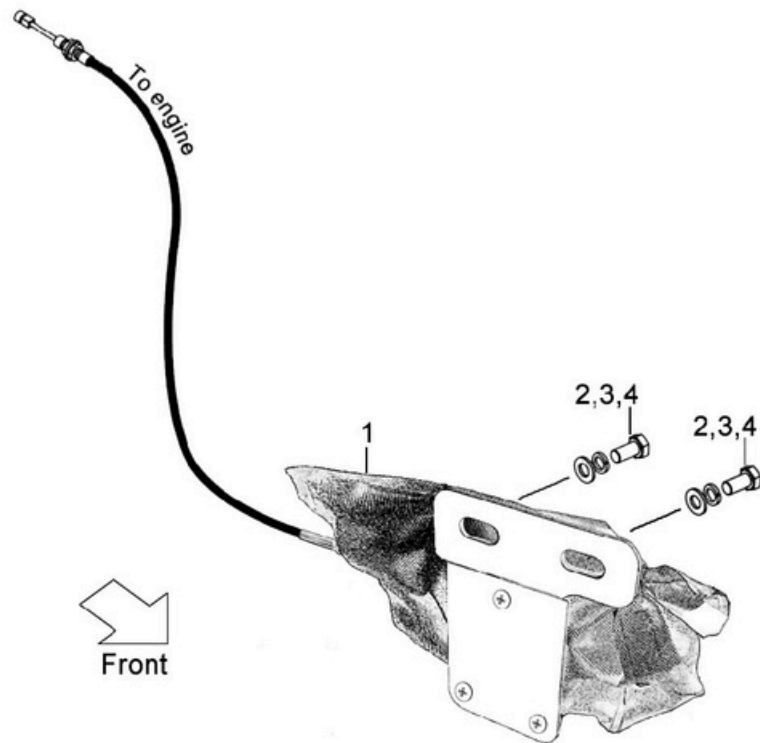


Fig.12

Item No.	Part No.	Description	Reqd	Remarks:Serial No.
1	F31A2-42601	FUEL CUTTER	2	
2	S1106-08016	BOLT	2	
3	S2000-00008	WAHSER	2	
4	S2010-00008	WAHSER	2	

Fig.13 LIGHT UNIT

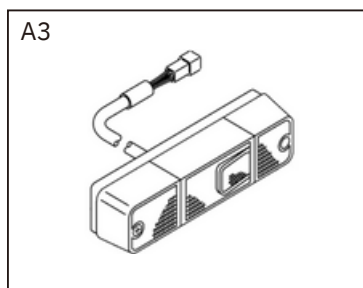
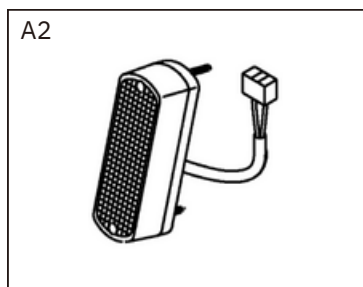
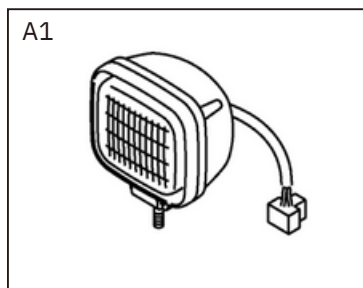


Fig.13

Item No.	Part No.	Description	Req'd	Remarks:Serial No.
A1	F31A2-40601	HEADLIGHT 12V INC.1~14	2	
-	DQ8HLQZD-TEU	LED HEADLIGHT 12V INC.1~14	2	LED
A2	F31A2-40701	FRONT COMBINATION LAMP 12V INC.15~19	2	
-	T1348-10041	LED FRONT COMBINATION LAMP 12V INC.15~19	2	LED
A3	F31A2-40201	REAR COMBINATION LAMP 12V INC.22~31	2	
-	T1348-10051	LED REAR COMBINATION LAMP 12V INC.22~31	2	LED

Fig.14 DRIVE UNIT

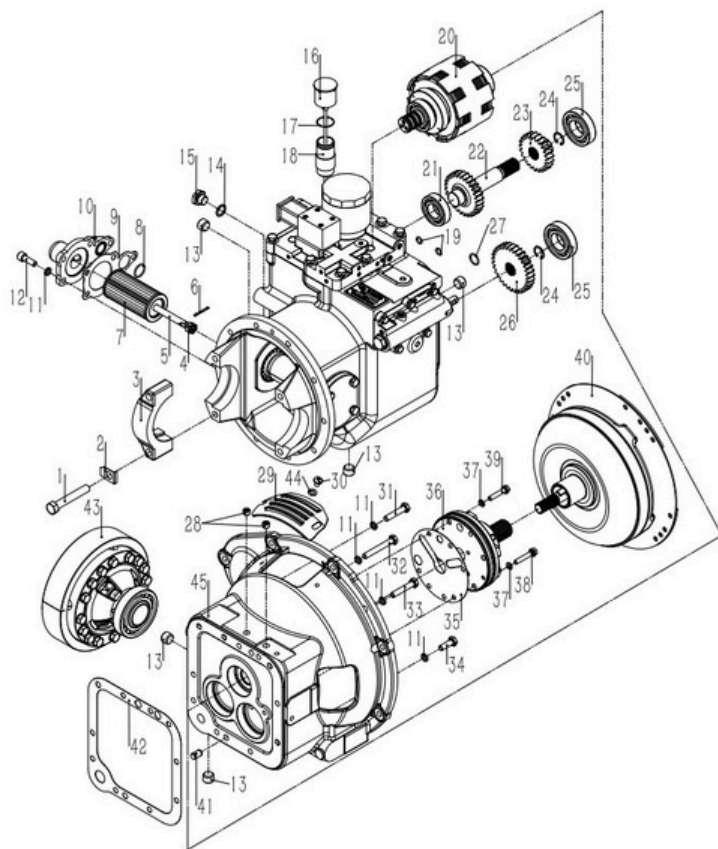


Fig.14

Item No.	Part No.	Description	Req'd	Remarks:Serial No.
1	YQX30-0101	BOLT	4	
2	YQX25-0004	LOCK PLATE	4	
3	YQX25-0101	HOUSING	2	
4	GB6181-86 M12	NUT M12	1	
5	YQX30AS-0502	SCREW	1	
6	GB/T91-2000 3x30	PIN 3X30	1	
7	F31A2-52561	STRAINER	1	
8	GB1235-1976 28x2.4	O-RING	1	
9	YQX30AS-0503	GASKET	1	
10	YQX30AS-0501	FILTER BASE	1	
11	GB93-87 10-D	WASHER	14	
12	GB70-85 M10 x 30	SCREW	5	
13	JB/ZQ4446-06 R1/2	BOLT	5	
14	Q20-03/18	GASKET (COPPER)	1	
15	JDS30-0046	BOLT	1	
16	YQX30A-0400	CAP	1	
17	GB/T3452.1-2005 30x1.8	O-RING	1	
18	YQX30A-0007	PIPE	1	
19	GB1235-1976 15x2.4	O-RING	2	
20	YQX30-1000A	CLUTCH ASSEMBLY	1	(2-3t)
-	YQX38-1000	CLUTCH ASSEMBLY	1	(3.5-4t)
21	GB276-94	BEARING 6206	1	
22	YQX38-0015	IDLER SHAFT	1	
23	YQX38-0013	IDLER GEAR	1	
24	GB/T893-2017 24	SNAP RING	2	
25	GB276-94	BEARING 6207	2	
26	YQX38-0012	OUTPUT GEAR	1	

Fig.14 DRIVE UNIT

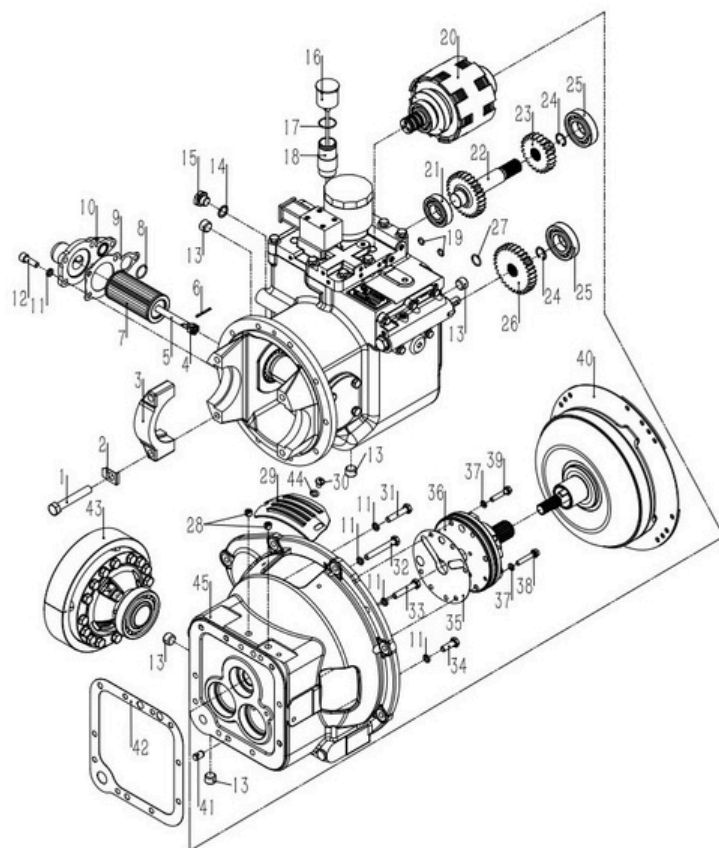


Fig.14

Item No.	Part No.	Description	Req'd	Remarks:Serial No.
27	GB1235-1976 24x2.4	O-RING	1	
28	JB/ZQ4446-06 1/4ZG	BOLT	2	
29	YQX30D-0202	COVER	1	
30	Gb818 M8x12	BOLT	2	
31	GB/T5783-2016 M10 x 50	BOLT	1	
32	GB/T5783-2016 M10 x 75	BOLT	1	
33	GB/T5783-2016 M10 x 55	BOLT	3	
34	GB/T5783-2016 M10 x 30	BOLT	4	
35	YQX30-0010	GASKET	1	
36	YQX30-3000	CHARGING PUMP ASSEMBLY	1	
37	Q20-03/8	GASKET (COPPER)	6	
38	YQX30-0031	BOLT M8 x 45	4	
39	YQX30-0030	BOLT M8 x 40	2	
40	YQX30-6000	TORQUE-CONVERTER ASSY	1	② (2-3t)
-	YQX30H-6000	TORQUE-CONVERTER ASSY	1	①③④⑤⑥⑦⑧(2-3t)
-	YQX38-6000	TORQUE-CONVERTER ASSY	1	② (3.5-4t)
-	YQX38H-6000	TORQUE-CONVERTER ASSY	1	①③④⑤⑥⑦⑧(3.5-4t)
41	GB119-1986 B12x20	PIN	2	
42	YQX30AS-0001	GASKET	1	
43	YQX25-1-2000	DIFFERENTIAL ASSEMBLY	1	
44	GB/T97.1 8	WASHER	2	
45	YQX30H-0201	CASE, TOR-CON	1	①④⑤⑥⑦⑧
-	YQX30-0201	CASE, TOR-CON	1	②
-	YQX30W-0201	CASE, TOR-CON	1	③

Fig.15 HYDRAULIC CLUTCH

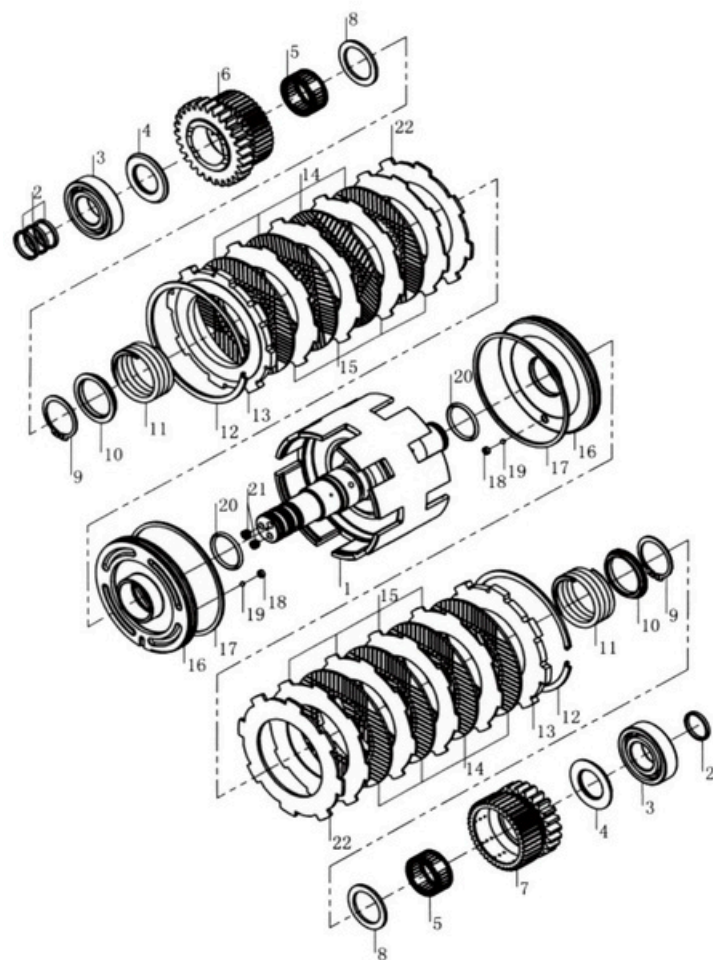


Fig.15

Item No.	Part No.	Description	Req'd	Remarks: Serial No.
1	YQX30-1100A	INPUT SHAFT ASSEMBLY	1	
2	YQX30-1006	SEALING RING (A)	4	
3	GB276-94	BEARING 6207	2	
4	YQX30-1007	THRUST RING (B)	2	
5	GB276-94	K35X42X20 NEEDLE BEARING	2	
6	YQX38-1005	REVERSE GEAR	1	(2-3t)
-	YQX38-1005A	REVERSE GEAR	1	(3.5-4t)
7	YQX38-1003	FORWARD GEAR	1	(2-3t)
-	YQX38-1003A	FORWARD GEAR	1	(3.5-4t)
8	YQX30-1008	THRUST RING (A)	2	
9	GB/T894-2017 40	SNAP RING 40	2	
10	YQX30-1009	SPRING SEAT	2	
11	YQX30-1004	RETURN SPRING	2	
12	YQX30-1014	SNAP RING	2	
13	YQX30-1001	PLATE	2	
14	YQX30-1013B	FRICTION PLATE	8	(2-3t)
-	YQX30-1013B	FRICTION PLATE	8	(3.5-4t)
15	YQX30-1012A	DIAPHRAGM	8	(2-3t)
-	YQX38-1012	DIAPHRAGM	8	(3.5-4t)
16	YQX30-1002B	PISTON	2	
17	YQX30-1011	SEAL RING (B)	2	
18	YQX30-1010	PLUG	2	
19	Gb308 3.175	BALL	2	
20	GB1235-1976 40x3.5	O-RING	2	
21	Gb78 M8x10	SCREW	2	
22	YQX30-1016	BUTTERFLY PLATE	2	(2-3t)
-	YQX38-1016	BUTTERFLY PLATE	2	(3.5-4t)

Fig.16 DRIVE UNIT II

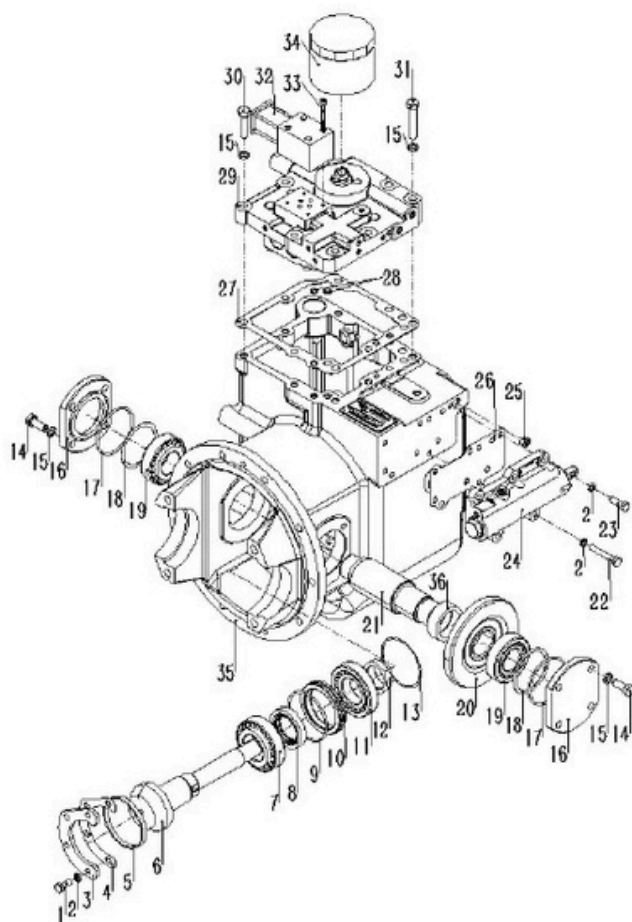


Fig.16

Item No.	Part No.	Description	Req'd	Remarks: Serial No.
1	GB/T5783-2016 M8 x 20	GRADE 8.8 HEXAGON HEAD BOLTS	4	
2	GB93-87 8	ELASTIC GASKET	9	
3	YQX30-0004	SUPPORTING PLATE	1	
4	YQX30-0002	GASKET	?	
5	YQX30-0003	SHAFT RING	1	
6	YQX25-0001	OUTPUT SHAFT	1	
7	GB276-94	TAPERED BEARING 32208	1	
8	YQX30-0005	OUTPUT SHAFT OIL SEAL	1	
9	GB1235-1976 80x3.1	O-RINGS	1	
10	YQX30-0001	OIL SEAL CAGE	1	
11	GB276-94	TAPERED BEARING 30208	1	
12	YQX30-0014	LOCK NUT	1	
13	YQX30-0016	GASKET	?	
14	GB/T5783-2016 M10 x 25	GRADE 8.8 HEXAGON HEAD BOLTS	8	
15	GB93-87 10-D	ELASTIC GASKET 10	16	
16	YQX30-0021	BEARING CAPS	2	
17	GB1235-1976 75x3.1	O-RINGS	2	
18	YQX30-0017	GASKET	?	
19	GB276-94	TAPERED BEARING 32207	2	
20	YQX25-0003	SPIRAL BEVEL GEAR	1	
21	YQX25-0002	GEAR SHAFT	1	
22	GB/T5783-2016 M8 x 25	GRADE 8.8 HEXAGON HEAD BOLTS	3	
23	GB/T5783-2016 M8 x 50	GRADE 8.8 HEXAGON HEAD BOLTS	2	
24	YQX30-5000	MICRO-VALVE ASSEMBLY	1	
25	JB/ZQ4446-06 1/4ZG	HEXAGON SOCKET PLUG	1	
26	YQX30-0022	GASKET	1	
27	YQX30-0008	GASKET	1	
28	GB1235-1976 11x1.9	O-RINGS	2	
29	YQX30D-4100	CONTROL VALVE ASSEMBLY	1	
30	GB/T5783-2016 M10 x 40	GRADE 8.8 HEXAGON HEAD BOLTS	6	
31	GB/T5783-2016 M10 x 55	GRADE 8.8 HEXAGON HEAD BOLTS	2	
32	YQX30D-4210A	SOLENOID VALVE	1	
33	GB70-85 M5x50	HEXAGON SOCKET HEAD SCREWS	4	
34	YQX30A-0300	OIL FILTER II	1	
35	YQX25AS-0102	SHELL	1	
36	YQX30-0019	BUSHINGS	1	

Fig.17 REDUCTION & DIFFERENTIAL

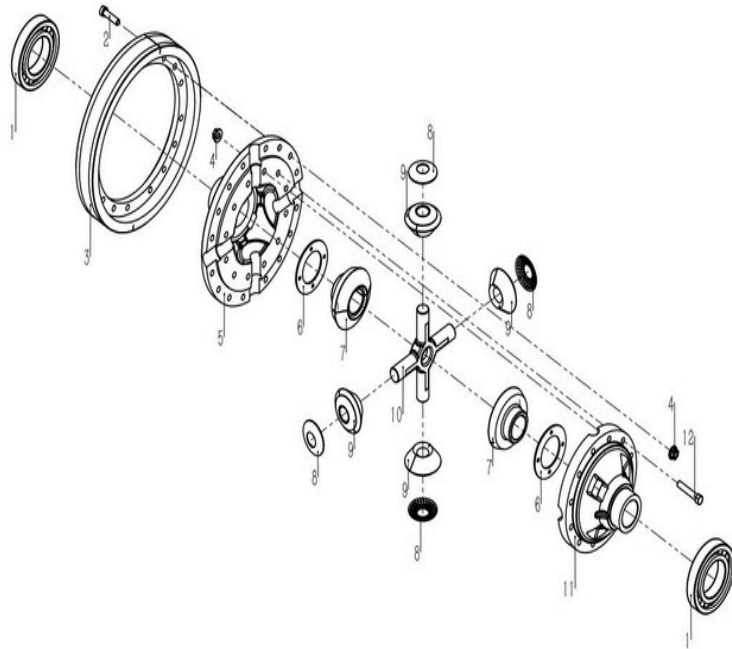


Fig.17

Item No.	Part No.	Description	Req'd	Remarks:Serial No.
1	GB276-94	BEARING 6211	2	
2	YQX30-2002	BOLT	16	(2-3t)
3	YQX30-2003	GEAR	1	(2-3t)
4	GB/T6177.2	BOLT	28	(2-3t)
5	YQX30-2101	CASE RH	1	(2-3t)
6	YQX30-2007	WASHER	2	
7	YQX30-2009	GEAR	2	
8	YQX30-2004	WASHER	4	
9	YQX30-2006	GEAR, PLANET	4	
10	YQX30-2005/2008	CROSS GEAR SHAFT	1	
11	YQX30-2102	CASE LH	1	(2-3t)
12	YQX30-2104	BOLT	12	

Fig.17 REDUCTION & DIFFERENTIAL

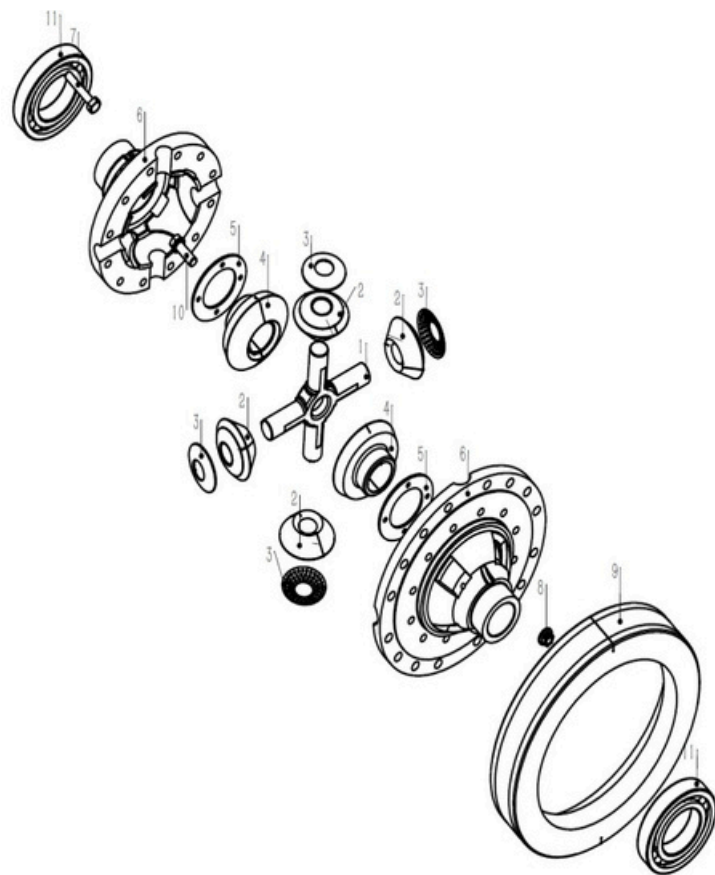


Fig.17

Item No.	Part No.	Description	Req'd	Remarks:Serial No.
1	YQX30-2005/2008	CROSS GEAR SHAFT	1	
2	YQX30-2006	GEAR, PLANET	4	
3	YQX30-2004	WASHER	4	
4	YQX30-2009	GEAR	2	
5	YQX30-2007	WASHER	2	
6	YQX38-2100	CASE	1	(3.5-4t)
7	YQX30-2104	BOLT	12	
8	GB/T6177.2	NUT	12	(3.5-4t)
9	YQX38-2003	GEAR	1	(3.5-4t)
10	YQX38-2002	BOLT	16	(3.5-4t)
11	GB276-94	BEARING	2	

Fig.18 DRIVE AXLE

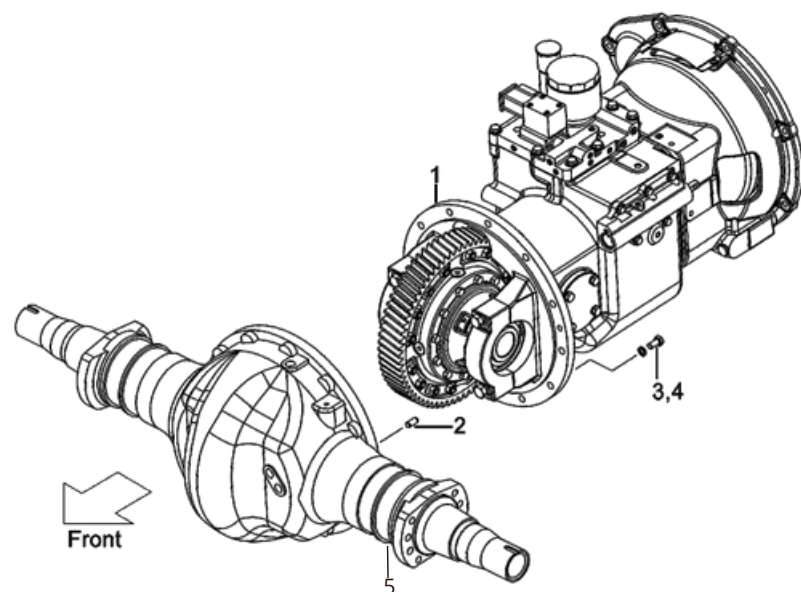


Fig.18

Item No.	Part No.	Description	Req'd	Remarks:Serial No.
1	T31A2-50002	DRIVE UNIT	1	② (2-3t)
-	T38A2-50002	DRIVE UNIT	1	② (3.5-4t)
-	F31C2-50002	DRIVE UNIT	1	①④⑤⑥⑦⑧(2-3t)
-	F38S2-50002	DRIVE UNIT	1	①④⑤⑥⑦⑧(3.5-4t)
-	F31Q2-50002	DRIVE UNIT	1	③ (2-3t)
-	F38Q2-50002	DRIVE UNIT	1	③ (3.5-4t)
2	S2212-10020	PIN	1	
3	S1106-12040	BOLT	12	
4	S2010-00012	WASHER	12	
5	AQ-F21A3-00011	DRIVE AXLE	1	(2-2.5t)
-	LD-N21A3-00011	DRIVE AXLE	1	(2-2.5t)
-	AQ-F31A3-00011	DRIVE AXLE	1	(3-3.5t)
-	LD-N31A3-00011	DRIVE AXLE	1	(3-3.5t)
-	AQ-F38A3-00011	DRIVE AXLE	1	(4t)

Fig.18 DRIVE AXLE

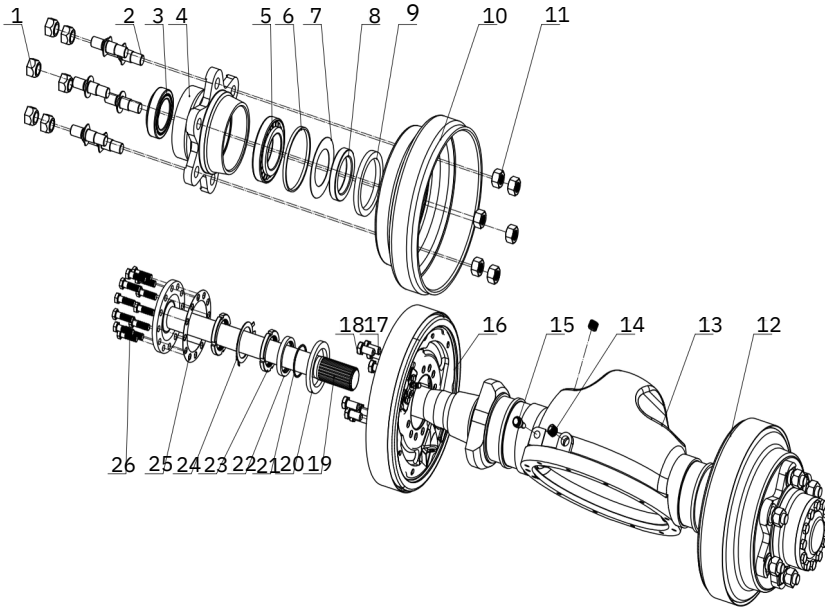


Fig.18

Item No.	Part No.	Description	Req'd	Remarks:Serial No.
A1	AQ-F21A3-00011	AXLE-ASS'Y STEERING	1	
1	AQ-24354-32311	NUT	12	
2	AQ-24353-72001	NUT	12	
3	AQ-Z-33012	BEARING	2	
4	AQ-A20A3-02011JXX	HUB	2	
5	AQ-Z-30214	BEARING	2	
6	AQ-22493-00020G	WASHER	2	
7	AQ-22493-00030G	SHADE	2	
8	AQ-24453-02121G	SNAP RING	2	
9	AQ-Z6351-01004	OIL SEAL	2	
10	AQ-22673-02031	BRAKE DRUM	2	
11	AQ-B4223-00020	NUT	12	
12	AQ-REF00056R	WHEEL BRAKE ASSY,RH	1	
13	AQ-A22A3-02041A	HOUSING, FRONT AXLE	1	
14	AQ-22193-03001	HOUSING, AXLE	3	
15	AQ-90106-65690	BREATHER PLUG	1	
16	AQ-REF00056L	WHEEL BRAKE ASSY, LH	1	
17	AQ-25953-72001	BOLT	4	
18	AQ-A22A3-02051	BOLT	12	
19	AQ-A20A3-02021	HALF SHAFT	2	
20	AQ-25555-00009	OIL SEAL	2	
21	AQ-25555-00008	O RING	2	
22	AQ-25555-00007	BUSHING	2	
23	AQ-25555-00004	NUT	4	
24	AQ-25555-00006	BUSHING	2	
25	AQ-A22A3-02031	SHAFT WASHER	2	
26	AQ-24453-02061	BOLT FOR HALF SHAFT	24	

Fig.18 DRIVE AXLE

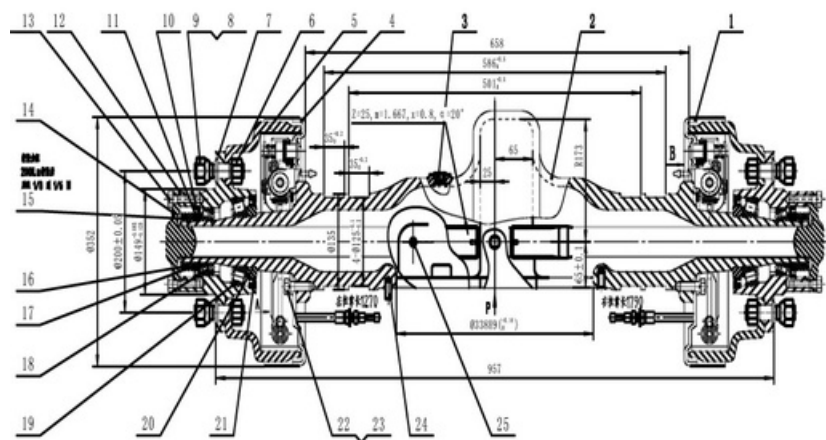


Fig.18

Item No.	Part No.	Description	Req'd	Remarks: Serial No.
A1	LD-N21A3-00011	AXLE-ASS'Y STEERING	1	
1	LD-Q20LD008-A	WHEEL BRAKE ASSY, RH	1	
2	LD-Q20LD006	HOUSING, FRONT AXLE	1	
3	LD-Q30LD006	HOUSING, AXLE	3	
4	LD-Q20LD007-A	WHEEL BRAKE ASSY, LH	1	
5	LD-Q20LD004	BRAKE DRUM	2	
6	LD-GB/T6171-2000	NUT	12	
7	LD-Q20LD015	HUB	2	
8	LD-Q20LD005	BOLT	12	
9	LD-Q20LD021	NUT	12	
10	LD-GB/T13871-1992	OIL SEAL	2	
11	LD-Q30LD016A	SPACER	2	
12	LD-Q30LD013	WASHER	2	
13	LD-Q30LD012	BOLT	24	
14	LD-Q20LD001	HALF AXLE	2	
15	LD-GB/T810-1988	NUT	4	
16	LD-GB/T858-1988	WASHER-BLOCK	2	
17	LD-GB/T3452.1-2005	OIL RING	2	
18	LD-GB/T297-1994	BEARING 32012	2	
19	LD-GB/T297-1994	BEARING 30214	2	
20	LD-Q30LD020A	NUT	2	
21	LD-GB/T13871-1992	OIL SEAL	2	
22	LD-GB/T93-1987	SPRING WASHER	16	
23	LD-Q30LD019	BOLT	16	
24	LD-GB/T119.1-2000	PIN	1	
25	LD-Z30LO-00013	AIR BREATHER	1	

Fig.18 DRIVE AXLE

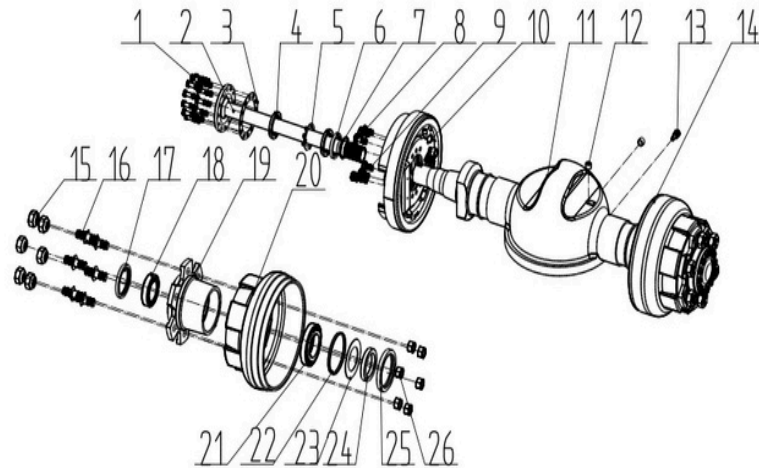


Fig.18

Item No.	Part No.	Description	Req'd	Remarks:Serial No.
A1	AQ-F31A3-00011	AXLE-ASSY,DRIVE	1	
1	AQ-24453-02061	BOLT FOR HALF SHAFT	24	
2	AQ-A22J3-02011	SHAFT WASHER	2	
3	AQ-A22A3-02031	PACKING	2	
4	AQ-25555-00004	NUT	4	
5	AQ-25555-00006	LOCK WASHER	2	
6	AQ-25555-00007	BUSHING	2	
7	AQ-25555-00008	O RING	2	
8	AQ-25953-72001	BOLT 1, WHEEL BRAKE	4	
9	AQ-A22A3-02051	BOLT 2, WHEEL BRAKE	12	
10	AQ-24433-70401	WHEEL BRAKE ASSY,RH	1	
11	AQ-Q03B4-10100	HOUSING, FRONT AXLE	1	(3-4t)
12	AQ-22193-03001	HOUSING, AXLE	3	
13	AQ-90106-65690	BREATHER PLUG	1	
14	AQ-24433-70411	WHEEL BRAKE ASSY, LH	1	
15	AQ-23913-02041	NUT, FRONT HUB	12	
16	AQ-25303-02102	BOLT, FRONT HUB	12	
17	AQ-25555-00009	OIL SEAL	2	
18	AQ-Z-33012	BEARING	2	
19	AQ-25555-00003	FRONT HUB	2	
20	AQ-24453-02131	BRAKE DRUM	2	
21	AQ-Z-30214	BEARING	2	
22	AQ-22493-00002G	WASHER	2	
23	AQ-22493-00030G	SHADE	2	
24	AQ-24453-02121G	SNAP RING	2	
25	AQ-Z6351-01004	OIL SEAL	2	
26	AQ-B4223-00020	NUT	12	

Fig.18 DRIVE AXLE

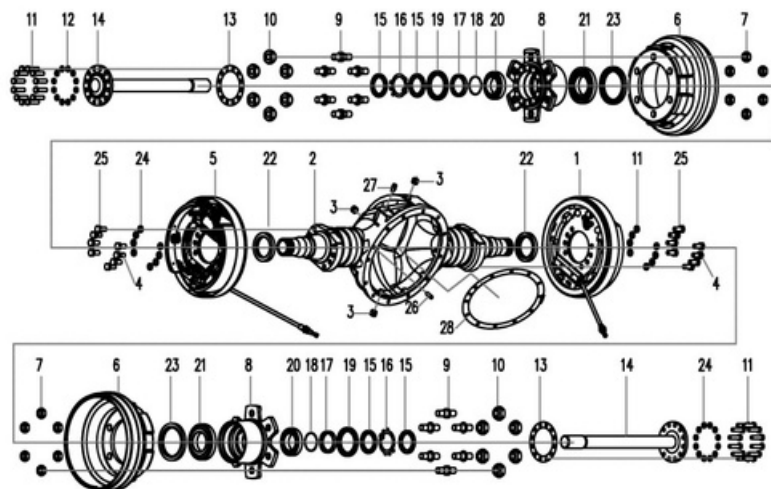


Fig.18

Item No.	Part No.	Description	Req'd	Remarks:Serial No.
A1	LD-N31A3-00011	AXLE-ASSY,DRIVE	1	
1	LD-Q30LD003-A	WHEEL BRAKE ASSY,RH	1	
2	LD-Q30LD004	HOUSING, AXLE	1	
3	LD-Q30LD006	PLUG	3	
4	LD-Q30LD018	BOLT	4	
5	LD-Q30LD002-A	WHEEL BRAKE ASSY, LH	1	
6	LD-Q30LD008	BRAKE DRUM	2	
7	LD-GB/T6171-2000	NUT	12	
8	LD-Q30LD009	HUB	2	
9	LD-Q30LD010A	BOLT	12	
10	LD-Q30LD011	NUT	12	
11	LD-Q30LD012	BOLT	24	
12	LD-GB/T93-1987	SPRING WASHER	24	
13	LD-Q30LD013	WASHER	2	
14	LD-Q30LD007	HALF AXLE	2	
15	LD-GB/T810-1988	NUT	4	
16	LD-GB/T858-1988	WASHER-BLOCK	2	
17	LD-Q30LD016	SPACER	2	
18	LD-GB/T3452.1-2005	O-RING	2	
19	LD-GB/T13871-1992	OIL SEAL	2	
20	LD-GB/T297-1994	BEARING 32012	2	
21	LD-GB/T297-1994	BEARING 30214	2	
22	LD-Q30LD020	SPACER	2	
23	LD-GB/T13871-1992	OIL SEAL	2	
24	LD-GB/T93-1987	SPRING WASHER	16	
25	LD-Z6351-01004	BOLT	12	
26	LD-GB/T119.1-2000	PIN	1	
27	LD-Z30L0-00013	AIR BREATHER	1	
28	LD-Q30LD021	WASHER	1	

Fig.19 STEERING AXLE

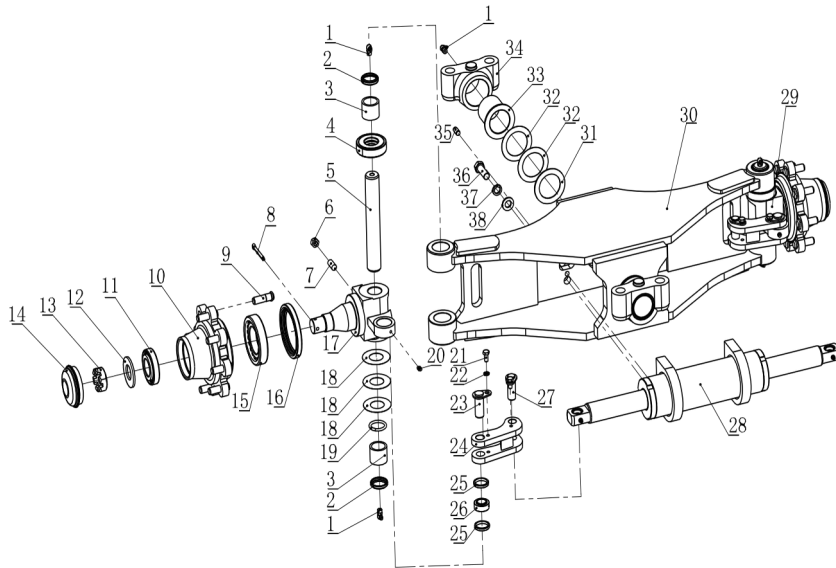


Fig.19

Item No.	Part No.	Description	Req'd	Remarks:Serial No.
A1	F36A4-30011a	AXLE-ASS'Y STEERING	1	
1	Q701B90	PITTING	6	
2	23654-32081	SEAL,OIL	4	
3	Z-943/32	BRG,NEEDLE	4	
4	Z-198908P	BEARING	2	
5	A21B4-32222KP	KING PIN	2	
6	B4133-00012B	NUT	2	
7	B8050-12030B	BOLT	2	
8	B3010-6P350	PIN	2	
9	23654-32041B	BOLT,HUB	16	
10	A21B4-32241	HUB	2	
11	Z-30207	BRG,TAPER-ROLLER	2	
12	G27Z4-30711	WASHER	2	
13	A21B4-32311	NUT	2	
14	1218-10200	CAP,HUB	2	
15	Z-30211	BRG,TAPER-ROLLER	2	
16	Z6301-08524	PACKING	2	
17	F36A4-30311	KNUCKLE	1	
18	22214-30321	SHIM	6	
19	23654-32161	O-RING	2	
20	Q700B06	FITTING	2	
21	B0330-08016B	BOLT	4	
22	B5050-00008B	WASHER	4	
23	HC514A2-42721B	PIN	2	
24	HC533A2-42071B	YOKE	2	
25	HC215E4-52301	BUSHING	4	
26	Z-GE20ES	SPHERE FACE JOINT	2	
27	HC533A2-42101B	PIN	2	

Fig.19 STEERING AXLE

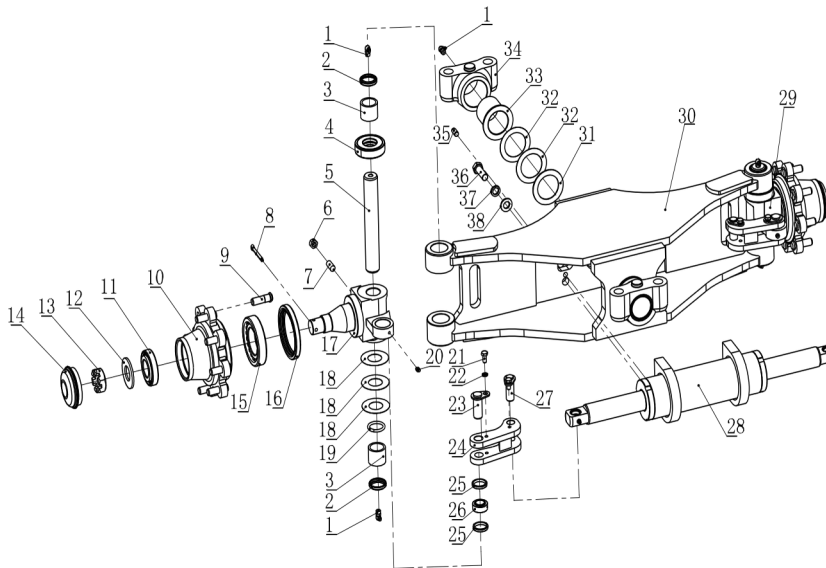


Fig.19

Item No.	Part No.	Description	Req'd	Remarks: Serial No.
28	GCH080TU-00	POWER CYL,ASSY	1	
29	F36A4-30311	KNUCKLE,RH	1	
30	F36A4-30111	HOUSING,AXLE	1	
31	A21B4-32301	SHIM T2.0	2	
32	A21B4-32291	SHIM T0.5	4	
33	A21B4-32181B	BUSHING	2	
34	A21B4-32171	SUPPORT,REAR AXLE	2	
35	B3130-10020	PIN	2	
36	B0530-14040B	BOLT	4	
37	B5050-00014B	PACKING	4	
38	B5313-00014	WASHER	4	

Fig.19 STEERING AXLE 2-2.5T

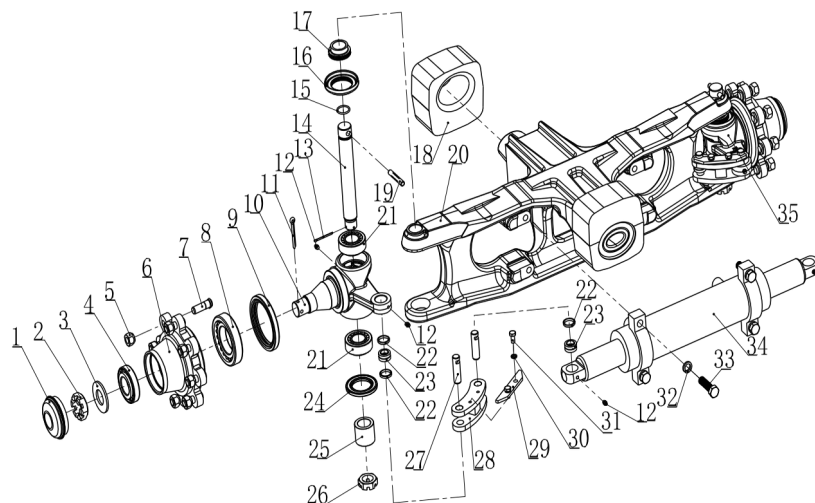


Fig.19

Item No.	Part No.	Description	Req'd	Remarks:Serial No.
A1	Z02M1-10000MKS	AXLE-ASS'Y STEERING	1	
1	1218-10200	CAP,HUB	2	
2	A21B4-32311	NUT	2	
3	G27Z4-30711	WASHER	2	
4	Z-30207	BRG,TAPER-ROLLER	2	
5	23654-34051B	BOLT,HUB	16	
6	A21B4-32241	HUB	2	
7	23654-32041B	BOLT,HUB	16	
8	Z-30211	BRG,TAPER-ROLLER	2	
9	Z6301-08524	PACKING	2	
10	G27Z4-33311	KNUCKLE	1	
11	B3010-6P350	PIN	2	
12	Q700B06	FITTING	6	
13	15225	PIN	2	
14	G27Z4-33031CQ	KING PIN	2	
15	Z6053-02502	O-RING 25X2.65	2	
16	264973	SEAL	2	
17	G27Z4-33051	SPACER	2	
18	H24N4-32451	SHOCK ABSORBERS	2	
19	226986B	PIN Ø9.5X57	2	
20	Z02M1-10200MKS	HOUSING,AXLE	1	
21	Z-33206	BEARING	4	
22	H24C4-12003	BUSHING	6	
23	Z-GE16ES	SPHERE FACE JOINT	4	
24	G27Z4-33201	SEAL	2	
25	G27Z4-33071	BUSHING	2	
26	249289	NUT	2	
27	A21B4-32261AB	PIN	4	

Fig.19 STEERING AXLE 2-2.5T

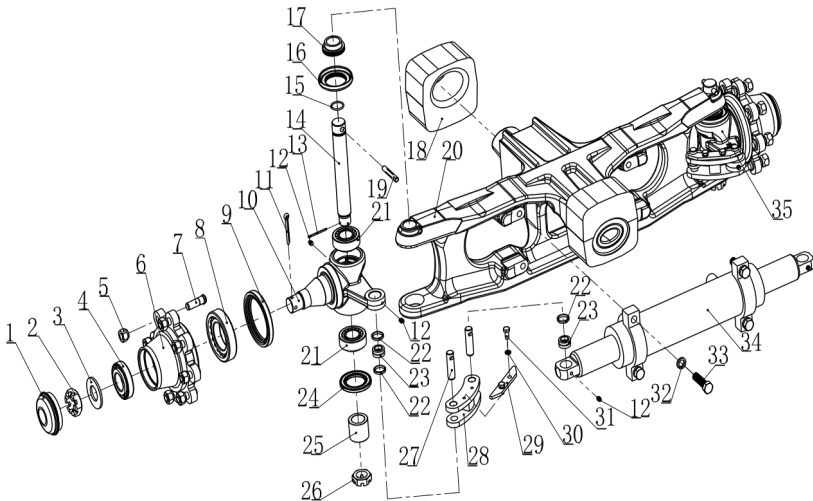


Fig.19

Item No.	Part No.	Description	Req'd	Remarks:Serial No.
28	A21B4-32081B	YOKE	2	
29	A21B4-32300B	STOPPER	2	
30	B5050-00008B	WASHER	4	
31	B0330-08016B	BOLT M8X16	4	
32	B5050-00014B	WASHER	4	
33	B0330-14050B	BOLT	4	
34	Z03M2-10400	POWER CYLINDER	1	
35	G27Z4-33301	KNUCKLE,RH	1	

Fig.19 STEERING AXLE 3-3.5T

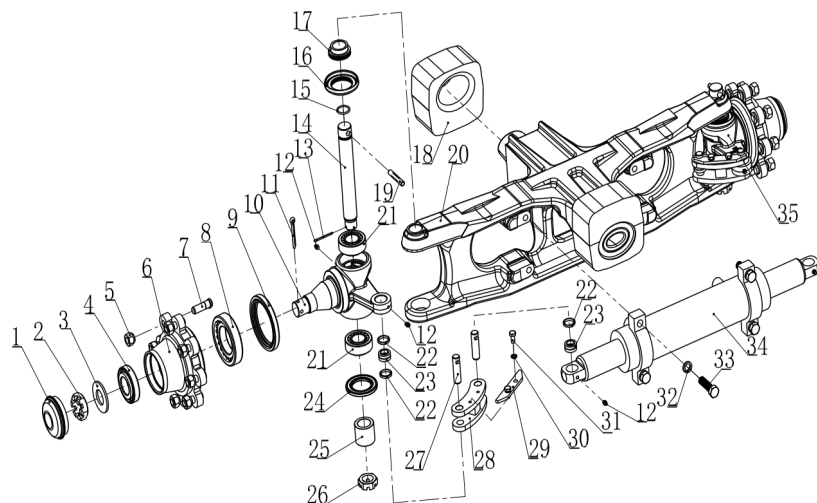


Fig.19

Item No.	Part No.	Description	Req'd	Remarks:Serial No.
A1	Z03M2-10000MKS	AXLE-ASS'Y STEERING	1	
1	1218-10200	CAP,HUB	2	
2	A21B4-32311	NUT	2	
3	G27Z4-30711	WASHER	2	
4	Z-30207	BRG,TAPER-ROLLER	2	
5	23654-34051B	BOLT,HUB	16	
6	A21B4-32241	HUB	2	
7	23654-32041B	BOLT,HUB	16	
8	Z-30211	BRG,TAPER-ROLLER	2	
9	Z6301-08524	PACKING	2	
10	G27Z4-33311	KNUCKLE	1	
11	B3010-6P350	PIN	2	
12	Q700B06	FITTING	6	
13	15225	PIN	2	
14	G27Z4-33031CQ	KING PIN	2	
15	Z6053-02502	O-RING 25X2.65	2	
16	264973	SEAL	2	
17	G27Z4-33051	SPACER	2	
18	H24N4-32451	SHOCK ABSORBERS	2	
19	226986B	PIN $\Phi 9.5 \times 57$	2	
20	Z03M2-10200MKS	HOUSING,AXLE	1	
21	Z-33206	BEARING	4	
22	H24C4-12003	BUSHING	6	
23	Z-GE16ES	SPHERE FACE JOINT	4	
24	G27Z4-33201	SEAL	2	
25	G27Z4-33071	BUSHING	2	
26	249289	NUT	2	
27	A21B4-32261AB	PIN	4	

Fig.19 STEERING AXLE 3-3.5T

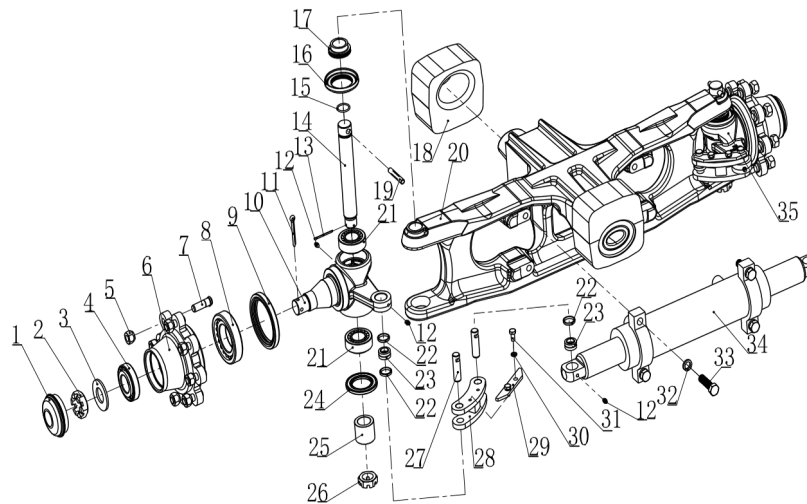


Fig.19

Item No.	Part No.	Description	Req'd	Remarks:Serial No.
28	A21B4-32081B	YOKE	2	
29	A21B4-32300B	STOPPER	2	
30	B5050-00008B	WASHER	4	
31	B0330-08016B	BOLT M8X16	4	
32	B5050-00014B	WASHER	4	
33	B0330-14050B	BOLT	4	
34	Z03M2-10400	POWER CYLINDER	1	
35	G27Z4-33301	KNUCKLE,RH	1	

Fig.20 AXLE SUPPORT

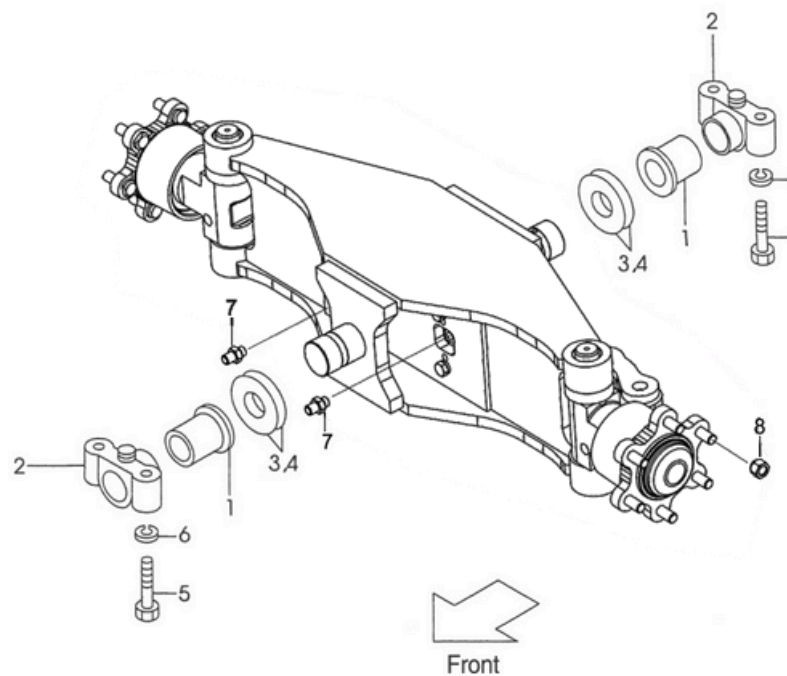


Fig.20

Item No.	Part No.	Description	Req'd	Remarks:Serial No.
A1	F36A4-30011a	STEERING AXLE ASSY	1	
1	A21B4-32181B	BUSHING	2	
2	A21B4-32171	SUPPORT,REAR AXLE	2	
3	A21B4-32301	SHIMT $\phi 53 \times \phi 76 \times 2$	2	
4	A21B4-32291	SHIMT $\phi 53 \times \phi 76 \times 0.5$	4	
5	S1106-20080	BOLT	4	
6	S2010-00020	PACKING	4	
7	F31A7-60391	NIPPLE	2	
8	F31A4-34051	NUT	16	

Fig.21 WHEEL (2 Ton, 2.5Ton)

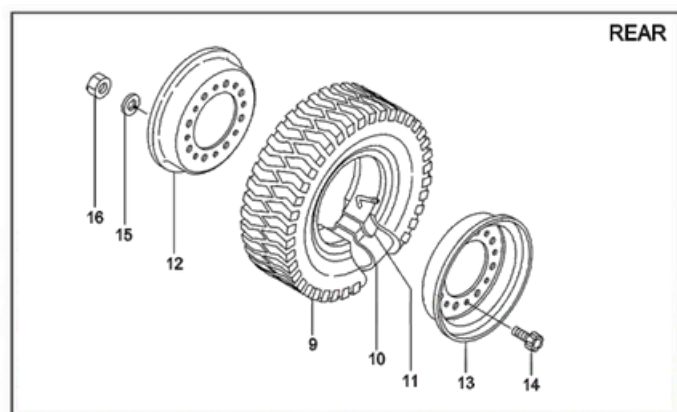
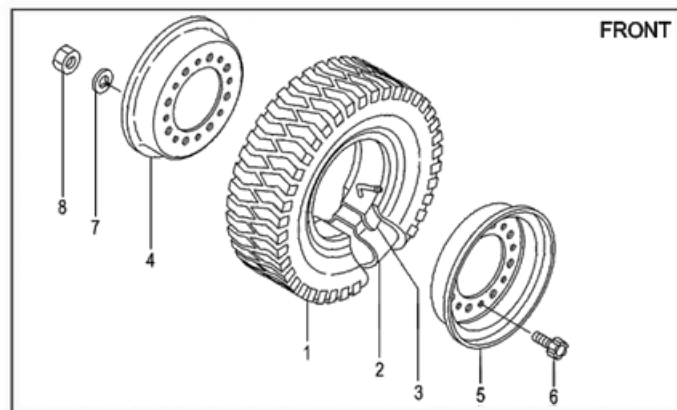


Fig.21

Item No.	Part No.	Description	Req'd	Remarks:Serial No.
A1	F21A4-40101	FRONT WHEEL ASS'Y (Inc.1-8)	2	
-	N15A4-40101	FRONT WHEEL ASS'Y (Inc.1-8)	2	
1	F21A4-40201	TIRE ASS'Y 7.00-12-12PR	2	
-	N15A4-40201	TIRE ASS'Y 6.50-10-10PR	2	
2	F21A4-40221	TUBE 7.00-12-12T	2	
-	N15A4-40221	TIRE ASS'Y 6.50-10-10PR	2	
3	F21A4-40231	FLAP 7.00-12-12F	2	
-	N15A4-40231	FLAP 6.50-10-10PR	2	
B	F21A4-42501	RIM ASS'Y (INC.4-8)	2	
-	N15A4-42501	RIM ASS'Y (INC.4-8)	2	
4	F21A4-42511 \$	RIM, INNER	2	
-	N15A4-42511	RIM, INNER	2	
5	F21A4-42521 \$	RIM, OUTER	2	
-	N15A4-42521	RIM, OUTER	2	
※1	K-514A3-49811	BOLT SET (Inc.6-8)	2	
6	F21A4-41630 ※	BOLT	12	
7	S2011-00016 ※	WASHER	12	
8	S1400-10016 ※	NUT	12	
C	F21A4-40501	REAR WHEEL ASS'Y (Inc.9-16)	2	
-	N15A4-40501	REAR WHEEL ASS'Y (Inc.9-16)	2	
9	F21A4-40211	TIRE ASS'Y 6.00-9-10PR	2	
-	N15A4-40211	TIRE ASS'Y 5.00-8-10PR	2	
10	F21A4-40241	TUBE 6.00-9-10T	2	
-	N15A4-40241	TUBE 5.00-8-10T	2	
11	F21A4-40251	FLAP6.00-9-10F	2	

Fig.21 WHEEL (2 Ton, 2.5Ton)

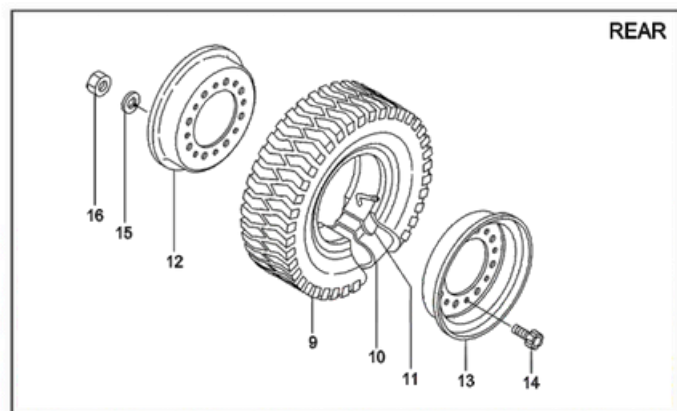
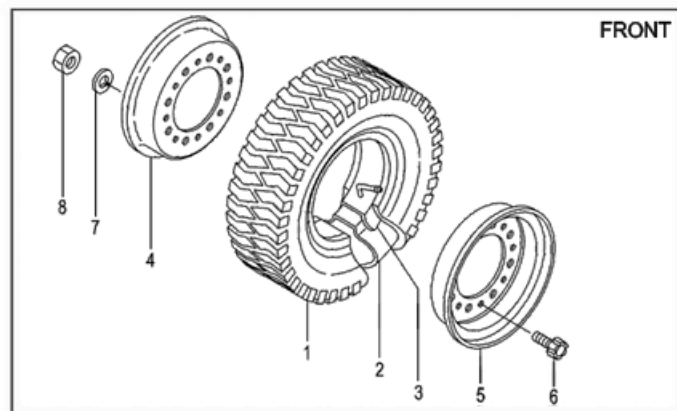


Fig.21

Item No.	Part No.	Description	Req'd	Remarks:Serial No.
-	N15A4-40251	FLAP5.00-8-10F	2	
D	F21A4-43501	REAR RIM ASSY, (Inc 12-16)	2	
-	N15A4-42601	RIM, ASS'Y (Inc.12-16)	2	
12	F21A4-42611	RIM, INNER	2	
-	N15A4-42611	RIM, INNER	2	
13	F21A4-42621	RIM, OUTER	2	
-	N15A4-42621	RIM, OUTER	2	
※2	K-514A3-49821	BOLT SET (Inc.14-16)	2	
14	F31A4-41225 ※	BOLT	16	
15	S2011-00012 ※	WASHER	16	
16	S1400-00012 ※	NUT	16	

Fig.21 WHEEL (3-4Ton)

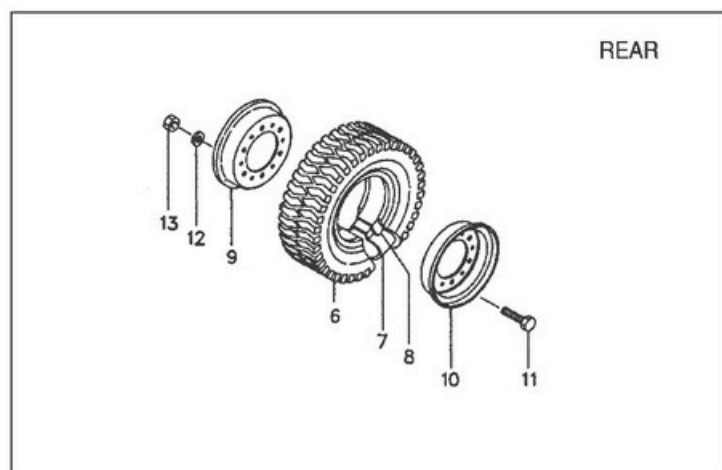
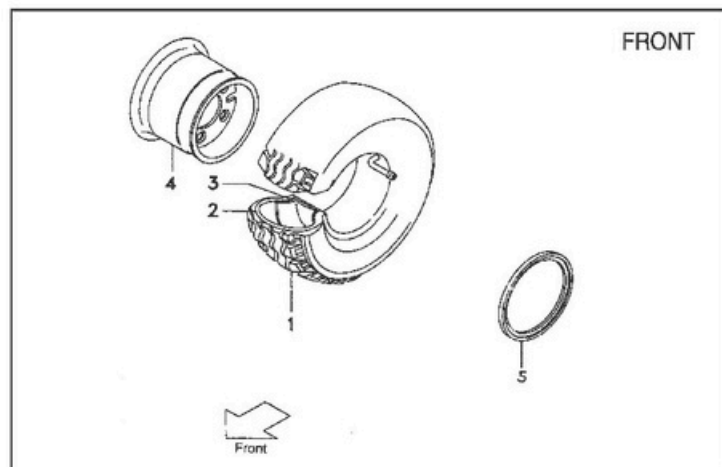


Fig.21

Item No.	Part No.	Description	Req'd	Remarks:Serial No.
1	F31A4-40201	TIRE 28 × 9-15-12PR	2	3,3.5Ton (Inc.1-3)
-	NO PART NO.	SOLIDTIRE 28 × 9-15	2	4Ton
2	F31A4-40221	TUBE 28 × 9-15-12T	2	3,3.5Ton
3	F31A4-40231	FLAP 28 × 9-15-12F	2	3,3.5Ton
A	F31A4-42501	RIM ASS'Y,3Ton (Inc.4,5)	2	
-	F38A4-40101	RIM ASS'Y, 3.5-4Ton(Inc.4,5)	2	ASS'Y TIRE 7.0
-	N40A4-42501	RIM ASS'Y, 3.5-4Ton(Inc.4,5)	2	ASS'Y TIRE 7.5
4	F31A4-42511 §	RIM, INNER, 3Ton	2	
-	F36A4-42511	RIM, INNER, 3.5Ton	2	
-	F38A4-42511	RIM, INNER, 4Ton	2	
5	F31A4-42521	SIDE RING	2	
6	F31A4-40211	TIRE 6.50-10-10PR(1)	2	3,3.5Ton (Inc.1-3)
-	NO PART NO.	SOLIDTIRE 6.50-10	2	4Ton
7	F31A4-40241	TUBE 6.50-10-10T	2	3,3.5Ton
8	F31A4-40251	FLAP 6.50-10-10F	2	3,3.5Ton
B	F31A4-42601	RIM ASS'Y (Inc.9-10)	2	
9	F31A4-42611 §	RIM,INNER	2	
10	F31A4-42621 §	RIN,OUTER	2	
※1	K-514A3-49821	BOLT SET (Inc.11-13)	2	
11	F31A4-41225 ※	BOLT	16	
12	S2010-00012 ※	WASHER	16	
13	S1400-00012 ※	NUT	16	

Fig.22 POWER CYLINDER

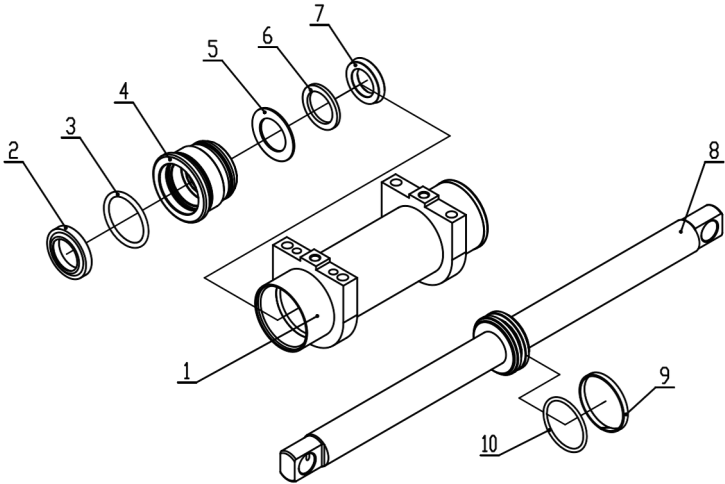
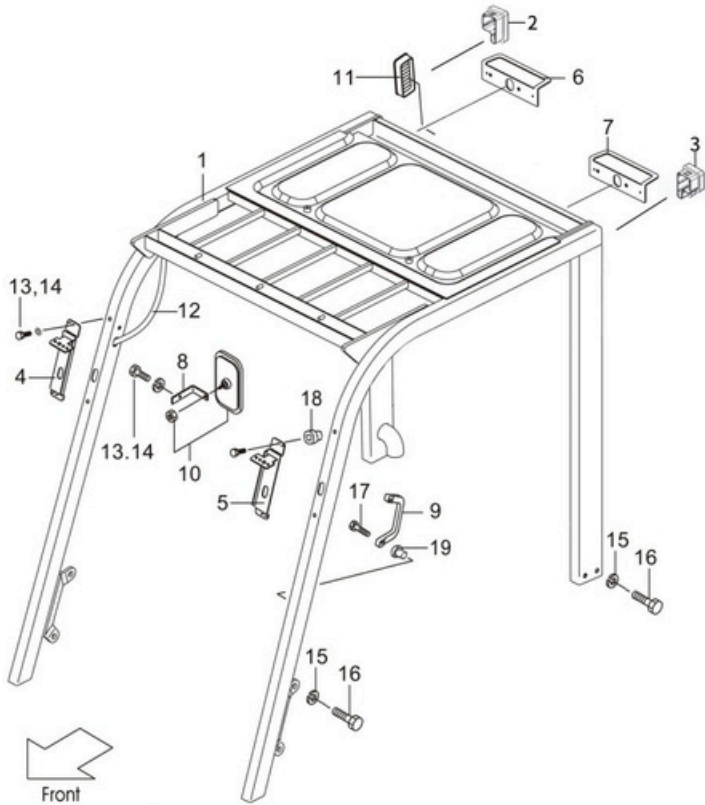


Fig.22

Item No.	Part No.	Description	Req'd	Remarks:Serial No.
A1	GCH071ATF-00	POWER CYL,ASSY	1	
1	GCHO70ATF.1-00	TUBE	1	
2	4630500	PACKING	2	
3	AG0075A	O-RING	2	
4	GCH070ATF.1-00	WASHER	2	
5	D20B8-44021A	SHADE	2	
6	23918-52161	PACKING	2	
7	DUMX000374Z20	RING	2	
8	GCH070ATF.2-00	PISTION	1	
9	HC277R4-02	RING	1	
10	Z0653-05605	O-RING	1	

Fig.23

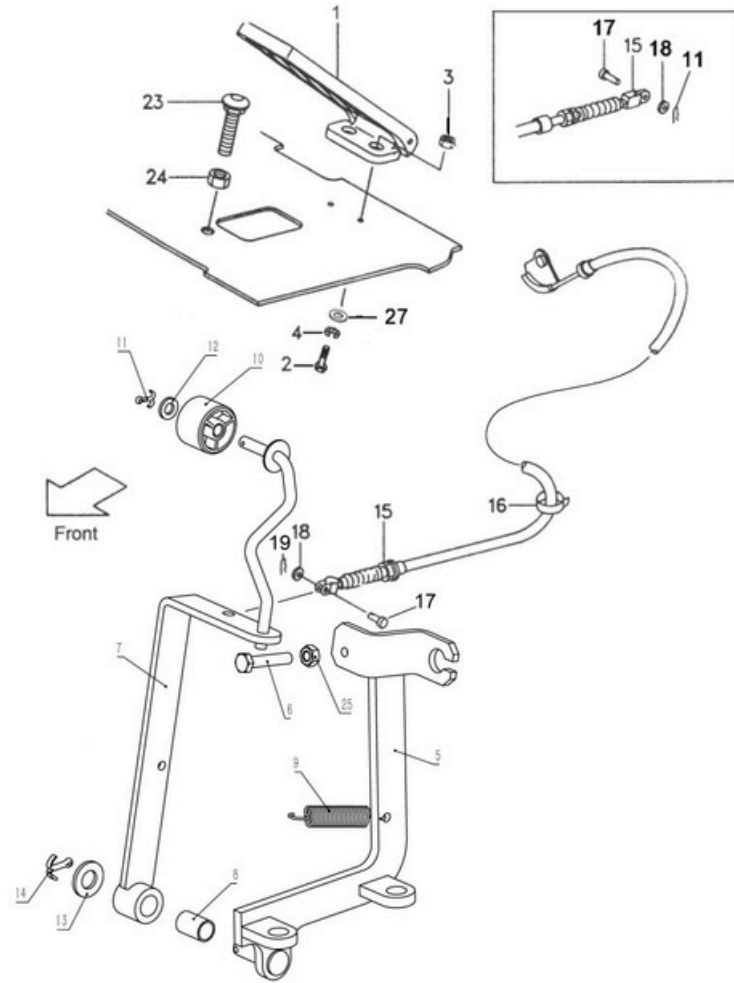
Fig.23 OVER HEAD GUARD



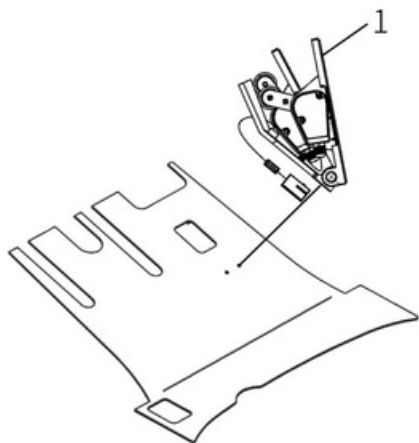
Item No.	Part No.	Description	Reqd	Remarks:Serial No.
1	N31A5-11201	HEAD GUARD ASS'Y	1	
2	AP615-12261	COVER,R	1	
3	AP615-12251	COVER,L	1	
4	F31A5-12501	BRACKET, HEAD-LAMP RH	1	
5	F31A5-12521	BRACKET, HEAD-LAMP LH	1	
6	T1348-10061b	GUARD, REAR-LAMP RH	1	
7	T1348-10061b	GUARD, REAR-LAMP LH	1	
8	F31A5-12571	BRACKET	2	
9	F31A5-12051	GRIP	1	
10	F31A5-12551	MIRROR	2	
11	F31A1-02051	COVER, AIR-INTAKE	1	
12	31A5-12401	HOSE	2	
13	S1183-08025	BOLT	6	
14	S2010-00008	WASHER	6	
15	S2010-00012	WASHER	14	
16	S1186-12025	BOLT	14	
17	S1171-06025	BOLT	2	
18	F31A5-13081	RIVET	6	
19	F31A5-13151	RIVET	2	

Fig.24

Fig.24 ACCELERATOR PEDAL



Item No.	Part No.	Description	Req'd	Remarks: Serial No.
1	F31A5-22051	ACCELERATOR PEDAL	1	
2	S1106-06016	BOLT	2	
3	S1400-10006	NUT	2	
4	S2010-00006	WASHER	2	
A1	N31A5-20201a	BRACKET, link Ass'y (INC.5,7~14)	1	
6	S1106-10025	BOLT	2	
11	S2200-02020	PIN	2	
15	F31C5-22141a	THROTTLE CABLE C240	1	①
-	F31D5-22141c	THROTTLE CABLE 490/495/498	1	②
-	N31K5-22141a	THROTTLE CABLE 491 K21/K25 LPG	1	③⑤
-	N31Y5-22141	THROTTLE CABLE 4TNE98	1	④
-	F31S5-22141a	THROTTLE CABLE S4S	1	⑥
16	S4913-11200	STRAP	1	
17	S2262-06015	PIN	2	
18	S2000-00006	WASHER	2	
23	F31A5-22101	BOLT	1	
24	S1400-10012	NUT	1	
25	S2010-00010	WASHER	2	
26	S2000-00010	WASHER	2	
27	S2000-00006	WASHER	2	



Item No.	Part No.	Description	Req'd	Remarks: Serial No.
1	999666-88070AAB	GAS PEDAL	1	⑦
-	N31E2-42601	GAS PEDAL	1	⑧

Front

to Wheel Brake

Item No.	Part No.	Description	Req'd	Remarks:Serial No.
1	N31A5-40501a	BRAKE & INCHING PEDAL ASS'Y	1	
1.1	F31A5-40301	MASTER CYLINDER	1	
2	N21A5-42011	BRAKE PIPE,RH	1	(2-2.5t)
-	N31A5-42021	BRAKE PIPE,RH	1	(3-4t)
3	N21A5-42021	BRAKE PIPE,LH	1	(2-2.5t)
-	N31A5-42011	BRAKE PIPE,LH	1	(3-4t)
4	F31A8-42401	CLIP	4	
5	F32A5-42001b	BRAKE HOSE 10*500	1	
6	F31A5-42101	TANK, BRAKE OIL	1	
7	F31A5-42061	BRACKET	1	
8	S1106-10030	BOLT	1	
9	S1106-10025	BOLT	2	
10	S2000-00008	WASHER	1	
11	S2200-32020	PIN	1	
12	214A2-42611	SCREW	1	
13	S4914-00014	CLIP	2	
14	S4913-11200	BAND	2	

Fig.26 BRAKE LEVER

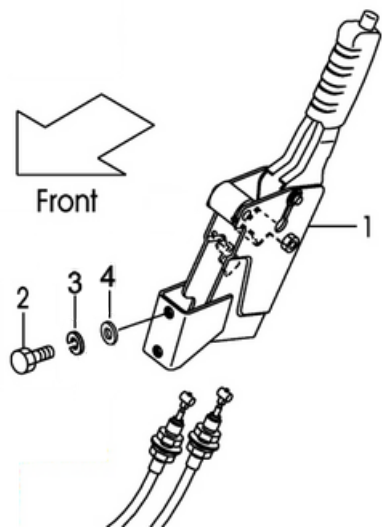


Fig.26

Item No.	Part No.	Description	Req'd	Remarks:Serial No.
1	F31A5-50101	BRAKE LEVER ASS'Y	1	
2	S1106-10020 §	BOLT	2	
3	S2000-00010	WASHER	2	
4	S2010-00010	WASHER	2	

Fig.27 FRAME

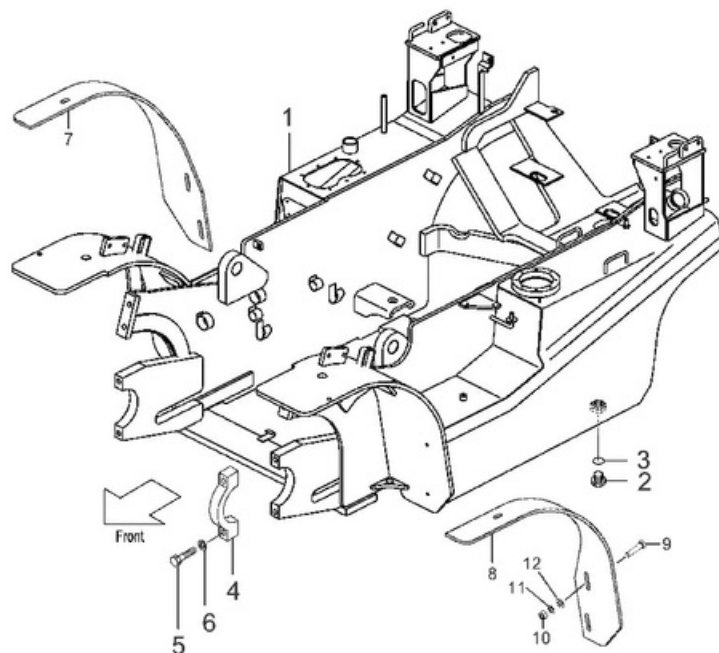


Fig.27

Item No.	Part No.	Description	Req'd	Remarks:Serial No.
1	N21C6-1001	FRAME, 2t,2.5t C240	1	
-	N31C6-1001a	FRAME, 3t,3.5t C240	1	
-	N21A6-1001	FRAME,2t,2.5t 490,495, 498	1	
-	N31A6-1001b	FRAME,3t,3.5t 490,495, 498	1	
-	N40A6-1001	FRAME,4t 490,495, 498	1	
-	N21Y6-1001	FRAME,2t,2.5t 4TNE98	1	
-	N31Y6-1001	FRAME,3t,3.5t 4TNE98	1	
-	N41Y6-1001	FRAME,4t 4TNE98	1	
-	N21K6-1001a	FRAME,2t,2.5t K21,K25	1	LOW FAN
-	N31k6-1001a	FRAME,3t,3.5t K21,K25	1	LOW FAN
-	N40K6-1001a	FRAME,4t K25	1	LOW FAN
-	N22K6-1001a	FRAME,2t,2.5t K21,K25	1	HIGH FAN/LPG
-	N32k6-1001a	FRAME,3t,3.5t K21,K25	1	HIGH FAN/LPG
-	N42K6-1001a	FRAME,4t K25	1	HIGH FAN/LPG
-	N21S6-1001b	FRAME,2t,2.5t S4S	1	
-	N31S6-1001b	FRAME,3t,3.5t S4S	1	
-	N41S6-1001b	FRAME,4t S4S	1	
-	N21Q6-1001	FRAME,2t,2.5t 491	1	
-	N31Q6-1001	FRAME,3t,3.5t 491	1	
-	N41Q6-1001	FRAME,4t 491	1	
-	N21E6-1001	FRAME,2t,2.5t 4EG	1	
-	N31E6-1001	FRAME,3t,3.5t 4EG	1	
-	N41E6-1001	FRAME,4t 4EG	1	
-	N21PS6-1001	FRAME,2t,2.5t PSI2.4	1	
-	N31PS6-1001	FRAME,3t,3.5t PSI2.4	1	
-	N41PS6-1001	FRAME,4t PSI2.4	1	

Fig.27 FRAME

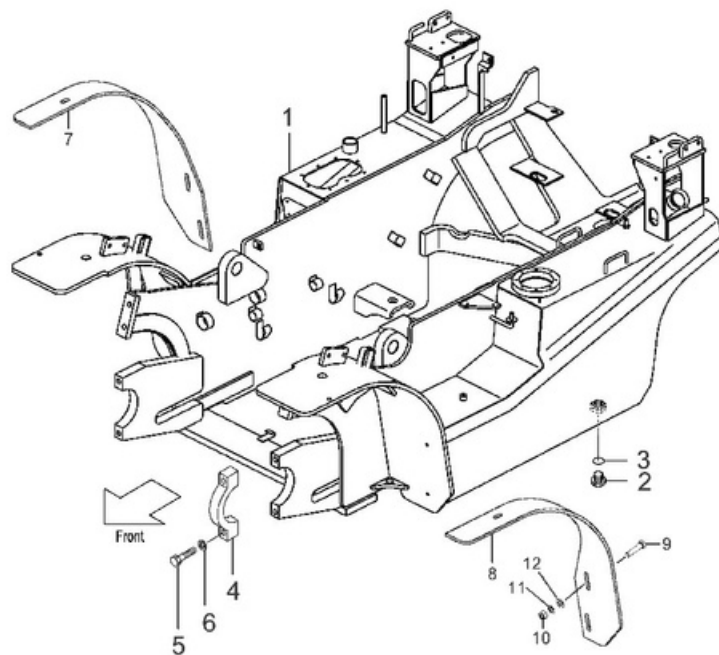
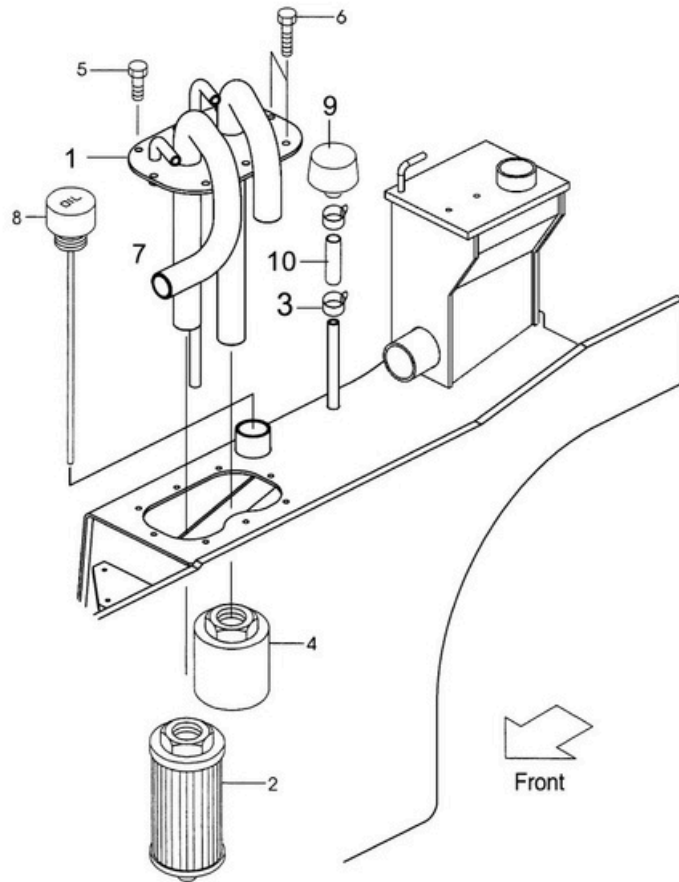


Fig.27

Item No.	Part No.	Description	Req'd	Remarks:Serial No.
2	F31A6-12051	PLUG, OIL-RANK	2	
3	F31A6-12061	PACKING	2	
4	F31A8-40101	CAP	2	
5	S1100-16065	BOLT	4	
6	S2010-00016	WASHER	4	
7	F36J6-13091a	FENDER,RH Only 3.5Ton	2	
8	F36J6-13081a	FENDER,LH Only 3.5Ton	2	
9	S1116-10045	BOLT	6	
10	S1401-10010	NUT	6	
11	S2010-00010	WASHER	6	
12	S2000-00010	WASHER	6	

Fig.28

Fig.28 OIL TANK



Item No.	Part No.	Description	Req'd	Remarks: Serial No.
1	N31K7-5200a	HYDRAULIC TANK TOP PLATE	1	⑤
-	N31A7-5200b	HYDRAULIC TANK TOP PLATE	1	①②③④⑥⑦⑧
2	F31A7-52301	FILTER, RETURN	1	
3	S4914-00018	CLIP	2	
4	F31A7-52051	FILTER, SUCTION	1	
5	S1183-08020	BOLT M8*20	6	
6	S1183-08025	BOLT M8*25	2	
8	N31A7-52101a	CAP, OIL	1	
9	F31A1-02091	CAP, BREATHER	1	
10	S4710-04005	HOSE	1	

Fig.29 FUEL TANK

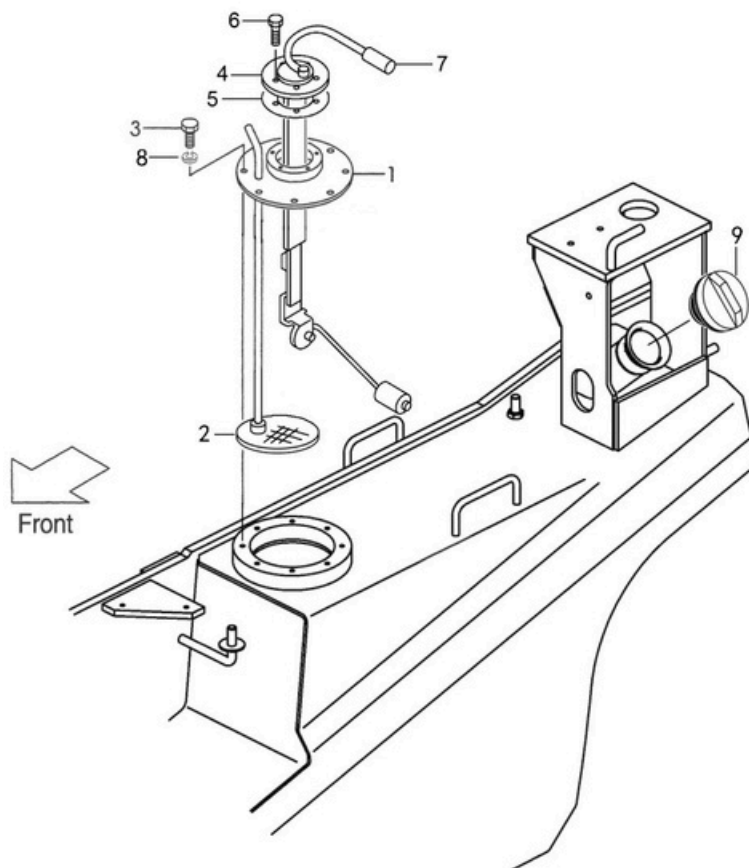
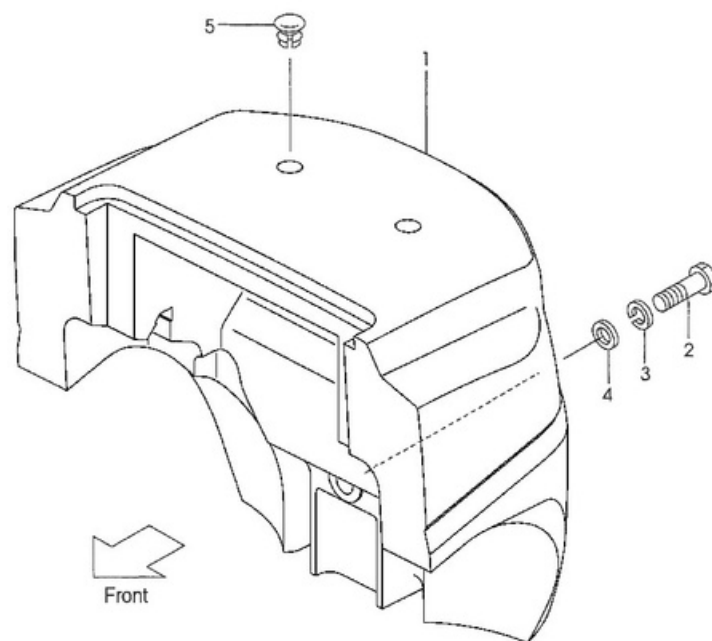


Fig.29

Item No.	Part No.	Description	Req'd	Remarks: Serial No.
1	N31A2-22101b	FUEL TANK TOP PLATE	1	①⑥
-	N31K2-22101b	FUEL TANK TOP PLATE	1	③⑤⑦
-	N31D2-22101b	FUEL TANK TOP PLATE	1	②④⑧
2	F31A2-22111	FUEL FILTER ELEMENT	1	
3	S1106-06016	BOLT	8	
A1	N31A2-42161a	FUEL SENSOR (INC 4,5,7)	1	
6	S1106-05012	BOLT	5	
8	S2010-00006	WASHER	8	
9	F31A2-22061	FUEL CAP	1	

Fig.30

Fig.30 BALANCE WEIGHT



Item No.	Part No.	Description	Req'd	Remarks:Serial No.
1	N21A6-30101a	§ WEIGHT, BALANCE	1	(2t)
-	N21A6-30201a	§ WEIGHT, BALANCE	1	(2.5t)
-	N31A6-30101	§ WEIGHT, BALANCE	1	(3t)
-	N35A6-30101	§ WEIGHT, BALANCE	1	(3.5t)
-	N40A6-30101	§ WEIGHT, BALANCE	1	(4t)
2	S1116-30190	BOLT, 2t	1	
-	S1116-30220	BOLT, 2.5t	1	
-	S1116-36200	BOLT, 3t	1	
-	S1116-36250	BOLT, 3.5t-4t	1	
3	S2010-00030	WASHER, 2-2.5t	1	
-	S2010-00036	WASHER, 3t-4t	1	
4	F21A6-32001	WASHER, 2-2.5t	1	
-	F31A6-32001	WASHER, 3t-4t	1	
5	F31A6-32101	CAP	2	

Fig.31 FRONT GUARD

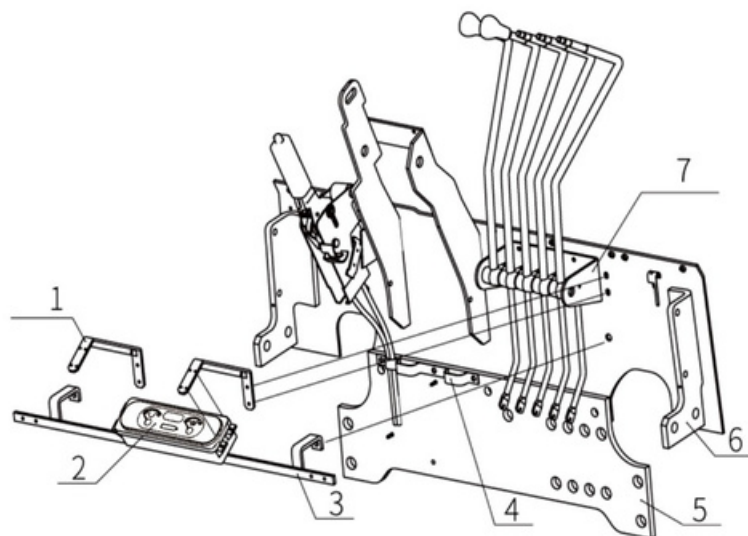
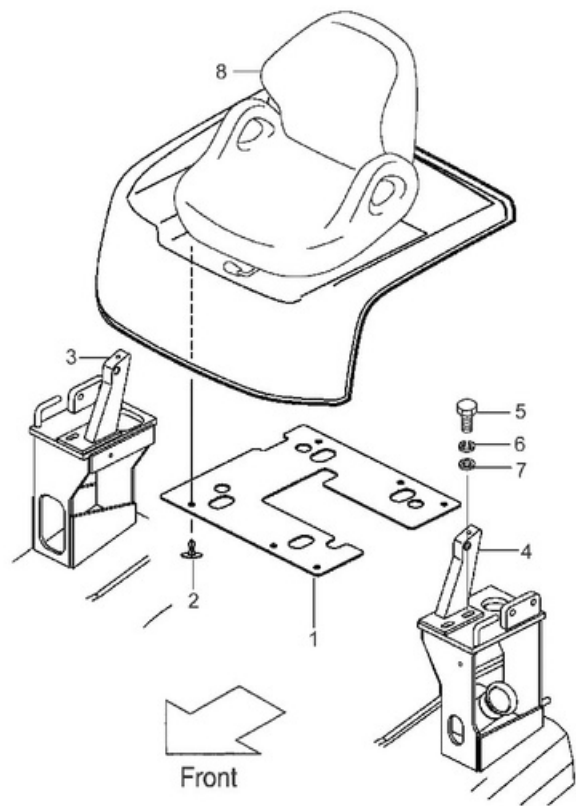


Fig.31

Item No.	Part No.	Description	Req'd	Remarks:Serial No.
1	N31A2-40101a	BRACKET	2	
2	N31C2-40021a-b	METER ASSY	1	
-	N31PS2-40021	METER ASSY	1	⑦
-	F31E2-40031	METER ASSY	1	⑧
3	N31A6-42861a	STRIP BRACKET	1	
4	N15A7-61021	PLATE, FRONT CLIP	1	
5	N15A6-12151a	PLATE, FRONT	1	
6	N15A6-41201	GUARD, FRONT	1	
7	F31A7-42001	LEVER BRACKET	1	2SV
-	F31A7-42011	LEVER BRACKET	1	3SV 4SV

Fig.32

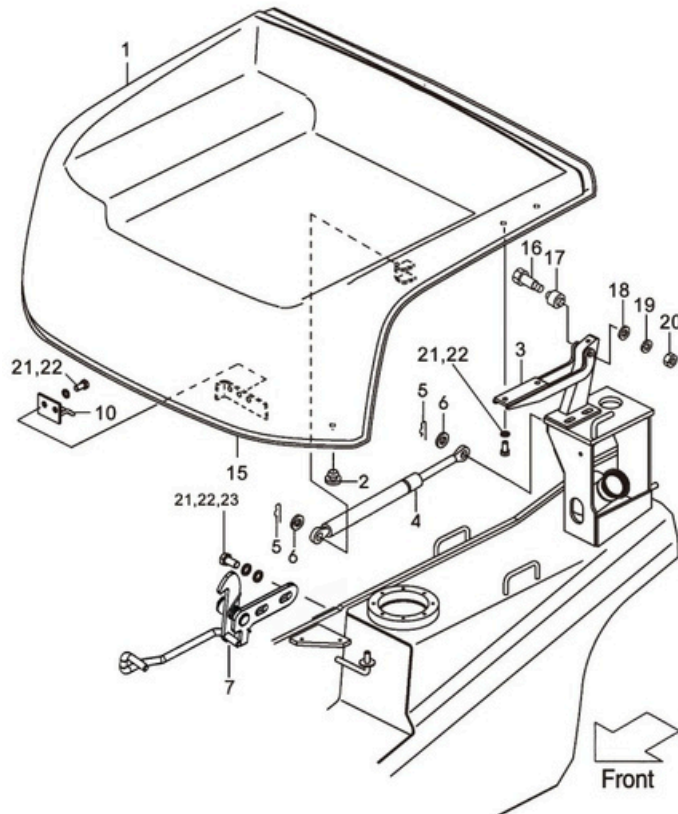
Fig.32 INSULATOR & BRACKET



Item No.	Part No.	Description	Req'd	Remarks:Serial No.
1	N31A6-4030c-8	INSULATOR	1	
2	N31A6-4030c-9	CLIP	6	
3	N31A6-4231b	BRACKET RH	1	
4	N31A6-4230a	BRACKET LH	1	
5	S1106-08018	BOLT	4	
6	S2010-00008	WASHER	4	
7	S2000-00008	WASHER	4	
8	F31A6-81501	SEAT	1	

Fig.33

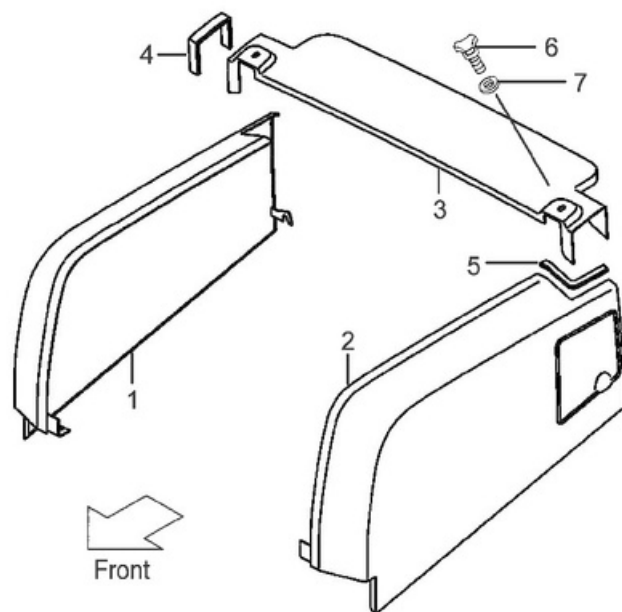
Fig.33 BONNET



Item No.	Part No.	Description	Req'd	Remarks:Serial No.
1	N31A6-4030c	BONNET	1	
2	F31A6-42181	STOPPER, BONNET	2	
3	N31A6-4291	HINGE	2	
4	F31A6-43501	SPRING, GAS	1	
5	F32A5-42171	PIN, SNAP	2	
6	S2000-00008	WASHER	2	
7	F31A6-42491	BONNET SWITCH ASSEMBLY	1	
10	F31A6-42501	HOOK	1	
15	N31A6-4030a-1	SEAL, RUBBER	1	
16	F31A6-42931	BOLT	2	
17	F31A6-43601	BUSHING	2	
18	S2000-00006	WASHER	2	
19	S2010-00006	WASHER	2	
20	S1400-00006	NUT	2	
21	S1193-08016	BOLT	8	
22	S2010-00008	WASHER	8	
23	S2000-00008	WASHER	8	

Fig.34 COVER

Fig.34



Item No.	Part No.	Description	Req'd	Remarks:Serial No.
1	T1562-10011b	COVER, SIDE, RH	1	①②③④⑤⑥
-	N31E6-43001	COVER, SIDE, RH	1	⑦⑧
2	T1562-10021c	COVER, SIDE, LH	1	
A3	N31A6-40521	COVER, RADIATOR (Inc. 3, 4)	1	
-	T1759-10021a	COVER, RADIATOR (Inc. 3, 4)	1	LPG PSI
5	T1562-10021c-1	EDGING	2	
6	F31A6-42451	BOLT, KNOB	2	
7	S2000-00008	WASHER	2	

Fig.34 COVER

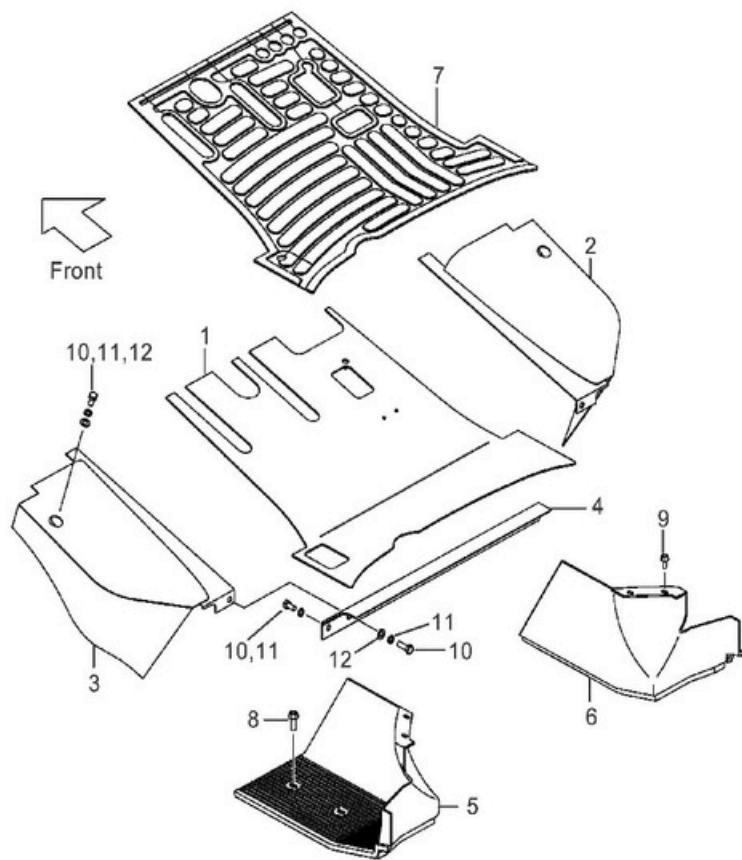


Fig.34

Item No.	Part No.	Description	Req'd	Remarks:Serial No.
1	N31A6-51101d	FLOOR BOARD	1	①②③④⑤⑥
-	N31E6-5010	FLOOR BOARD	1	⑦⑧
2	N31A6-43551b	COVER, CYD.RH	1	
3	N31A6-43561b	COVER, CYD.LH	1	
4	N31A6-5011e	ANGLE	1	
5	N31A6-42051	COVER, STEP, LH	1	
6	N31A6-42041	COVER, STEP, RH	1	
7	N31A6-52231	MAT, FLOOR	1	①②③④⑤⑥
-	N31A6-52241	MAT, FLOOR	1	⑦⑧
8	N31A6-42001b	SCREW	4	
9	F31A2-42621	SCREW	4	
10	S1106-10030	BOLT	6	
11	S2010-00010	WASHER	6	
12	S2000-00010	WASHER	4	

Fig.35 MAIN PUMP

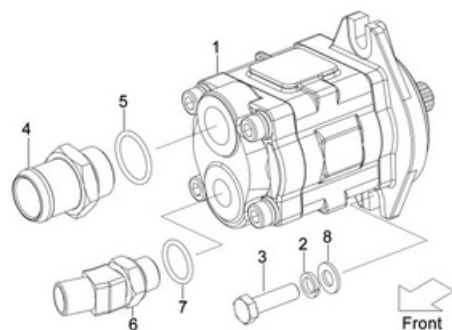
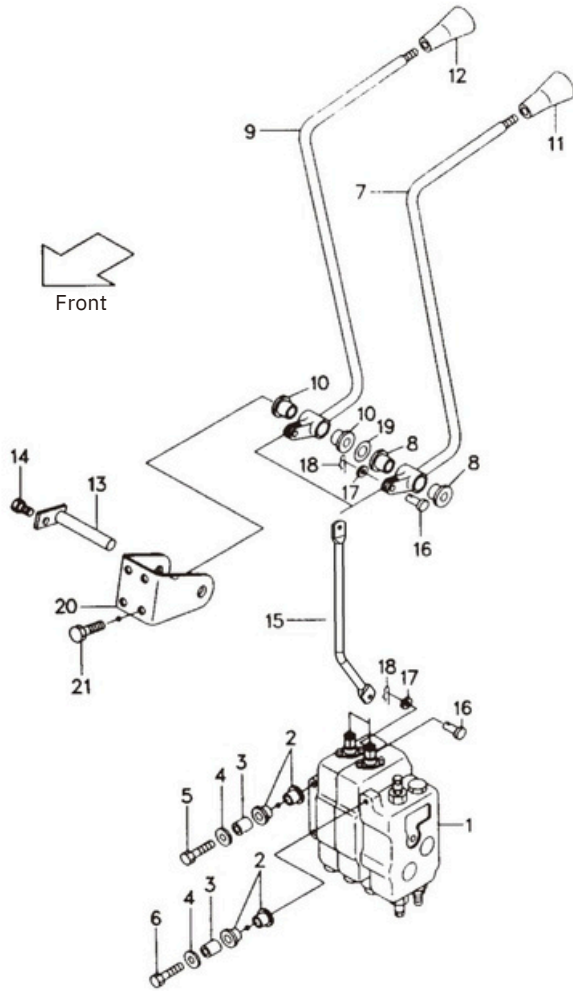


Fig.35

Item No.	Part No.	Description	Req'd	Remarks:Serial No.
1	F31C7-10401	PUMP, GEAR	1	①④
-	F31A7-10401	PUMP,GEAR	1	②
-	F31H7-10401	PUMP,GEAR	1	③⑤⑦
-	N31S7-10401	PUMP,GEAR	1	⑥⑧
2	S3340-00140	O-RING	1	
3	S1185-10030	BOLT & WASHER	2	
4	F31A7-12021	NIPPLE	1	
5	S3320-00290	O-RING	1	
6	F31A7-12031	ADAPTER	1	①②③④⑥⑧
-	F31H7-12031	ADAPTER	1	⑤⑦
7	S3320-00180	O-RING	1	

Fig.36

Fig.36 VALVE CONTROL LINKAGE (2SV)



Item No.	Part No.	Description	Req'd	Remarks:Serial No.
1	MSV04-212-04L-01	CONTROL VALVE	1	
2	F31A7-32001	RUBBER	6	
3	F31A7-32011	COLLAR	3	
4	F31A7-32021	WASHER	3	
5	F31A7-32041	BOLT	2	
6	F31A7-32051	BOLT	1	
A	F31A7-40011	LIFT LEVER ASS'Y (Inc. 7, 8)	1	
7	N31A7-40101	LEVER, lift	1	
8	F31A7-42071	BUSHING	2	
B	F31A7-40021	TILT LEVER ASS'Y (Inc. 9, 10)	1	
9	N31A7-40201	LEVER, tilt	1	
10	F31A7-42071	BUSHING	2	
11	F31A7-42001	KNOB, lift	1	
12	F31A7-42011	KNOB, tilt	1	
13	F31A7-42221	SHAFT (2SV)	1	
14	S1183-06012	BOLT	1	
15	N31A7-42101	JOINT	2	2-4Ton
16	F31A7-42181	PIN	4	
17	S2000-00005	WASHER	4	
18	S2200-16010	PIN, snap	4	
19	F31A7-42191	SHIM	AR	
20	N31A7-42001	BRACKET	1	
21	S1183-08020	BOLT	4	

Fig.37 VALVE CONTROL LINKAGE (3SV)

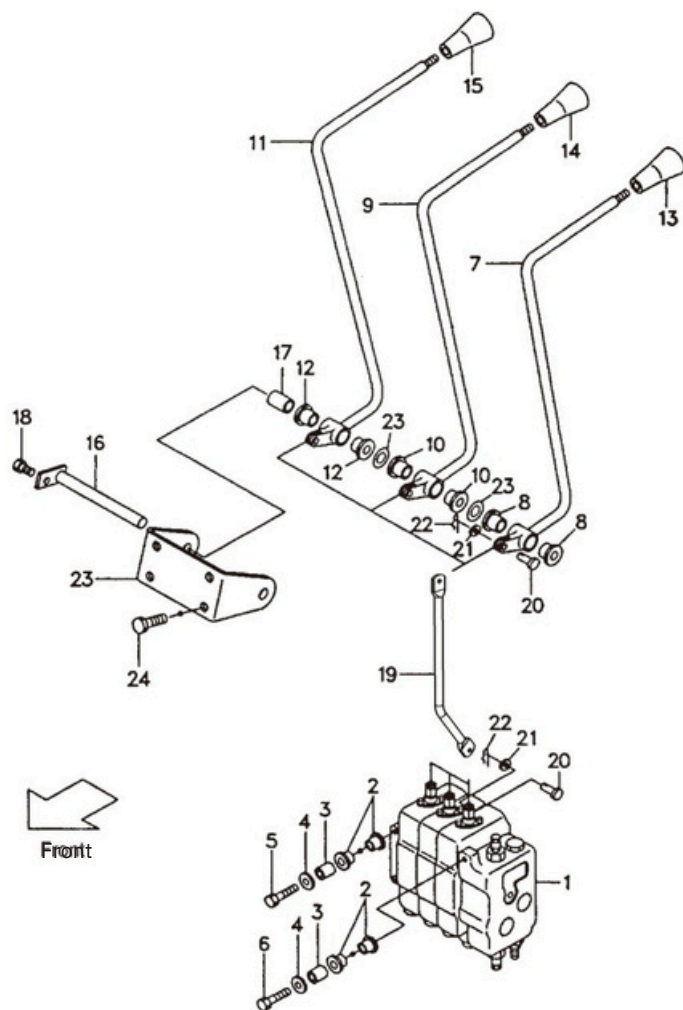
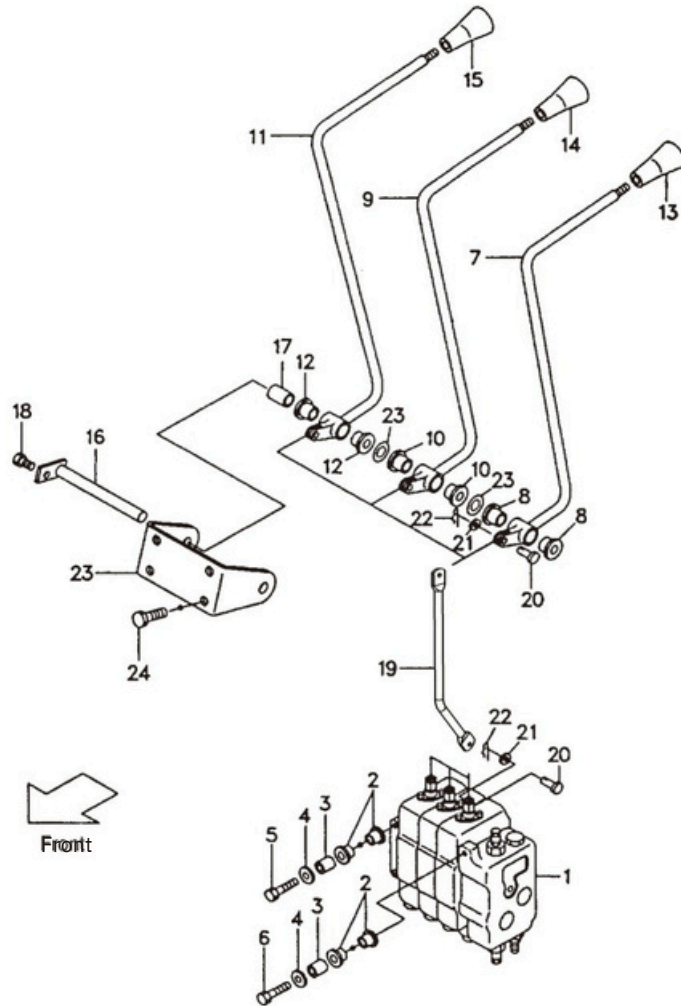


Fig.37

Item No.	Part No.	Description	Req'd	Remarks:Serial No.
1	MSV04-3123-04L-01	CONTROL VALVE	1	
2	F31A7-32001	RUBBER	6	
3	F31A7-32011	COLLAR	3	
4	F31A7-32021	WASHER	3	
5	F31A7-32041	BOLT	2	
6	F31A7-32051	BOLT	1	
A	F31A7-40011	LIFT LEVER ASS'Y (Inc. 7, 8)	1	
7	N31A7-40101	§ LEVER, lift	1	
8	F31A7-42011	BUSHING	2	
B	F31A7-40021	TILT LEVER ASS'Y (Inc. 9, 10)	1	
9	N31A7-40201	§ LEVER, tilt	1	
10	F31A7-42071	BUSHING	2	
C	F31A7-40031	THIRD LEVER ASS'Y (Inc. 11, 12)	1	
11	N31A7-40301	§ LEVER, third	1	
12	F31A7-42071	BUSHING	2	
13	F31A7-42001	KNOB, lift	1	
14	F31A7-42011	KNOB, tilt	1	
15	F31A7-42021	KNOB, third	1	
16	F31A7-42231	SHAFT	1	
17	23657-42131	COLLAR	1	
18	S1183-06012	BOLT	1	
19	N31A7-42101	JOINT	3	2-4Ton
20	F31A7-42181	PIN	6	

Fig.37

Fig. 37 VALVE CONTROL LINKAGE (3SV)



Item No.	Part No.	Description	Req'd	Remarks: Serial No.
21	S2000-00005	WASHER	6	
22	S2200-16010	PIN, snap	6	
23	N31A7-42011	BRACKET, VALVE-LEVER	1	
24	F31A7-42111	BRACKET	1	
25	S1183-08020	BOLT	4	

Fig.38 VALVE CONTROL LINKAGE (4SV)

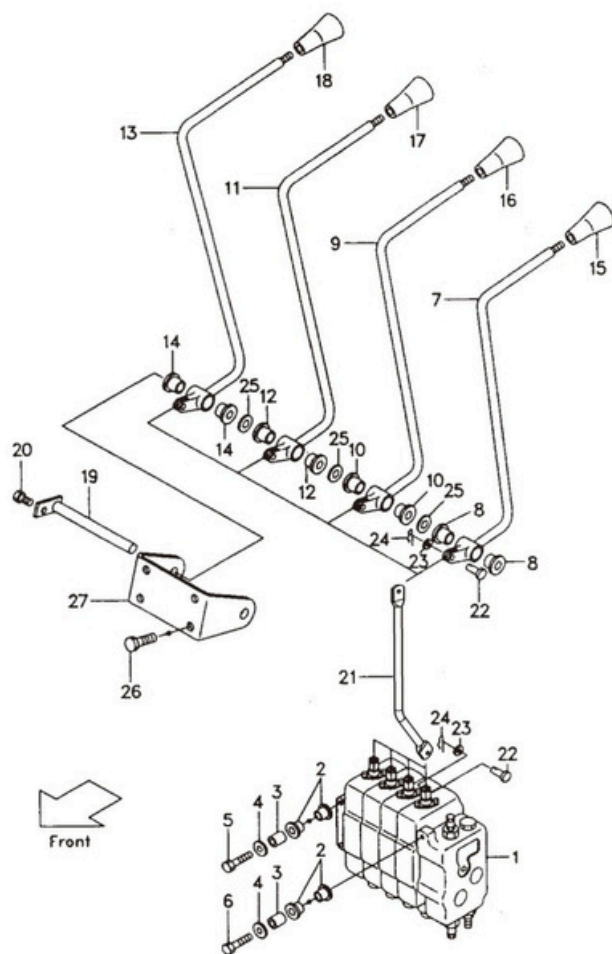
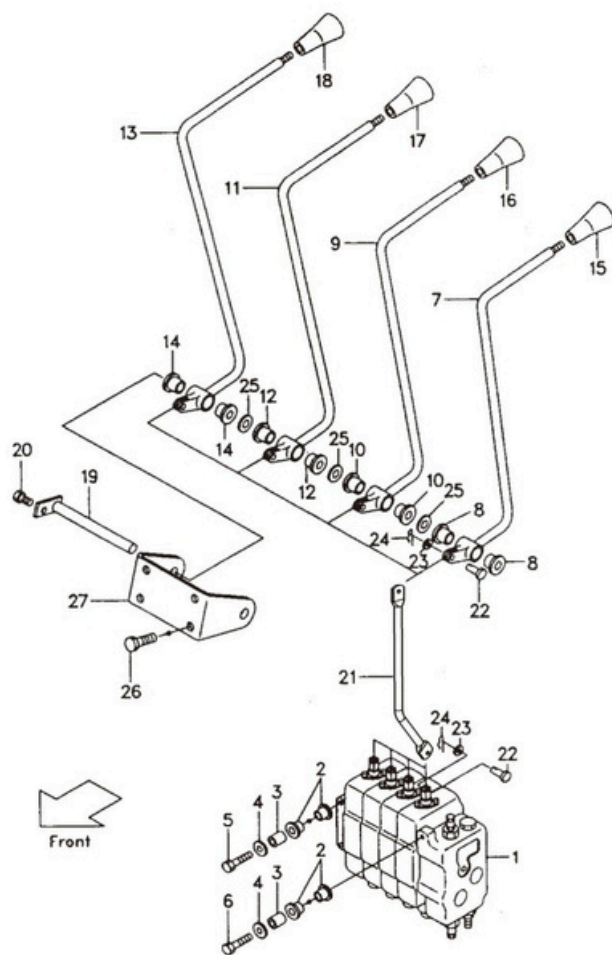


Fig.38

Item No.	Part No.	Description	Req'd	Remarks: Serial No.
1-2	MSV04-41235-04L-01	CONTROL VALVE	1	[OBT-34A]
2	F31A7-32001	RUBBER	6	
3	F31A7-32011	COLLAR	3	
4	F31A7-32021	WASHER	3	
5	F31A7-32041	BOLT	2	
6	F31A7-32051	BOLT	1	
A	F31A7-40011	LIFT LEVER ASS'Y (Inc. 7, 8)	1	
7	F31A7-40101	LEVER, lift	1	
8	F31A7-42071	BUSHING	2	
B	F31A7-40021	TILT LEVER ASS'Y (Inc. 9, 10)	1	
9	F31A7-40201	LEVER, tilt	1	
10	F31A7-42071	BUSHING	2	
C	F31A7-40031	THIRD LEVER ASS'Y (Inc. 11, 12)	1	
11	N31A7-40301	LEVER, third	1	
12	F31A7-42071	BUSHING	2	
D	F31A7-40041	FOURTH LEVER ASS'Y (Inc. 13, 14)	1	
13	N31A7-40401	LEVER, fourth	1	
14	F31A7-42071	BUSHING	2	
15	F31A7-42001	KNOB, lift	1	
16	F31A7-42011	KNOB, tilt	1	
17	F31A7-42021	KNOB, third	1	
18	F31A7-42031	KNOB, fourth	1	
19	F31A7-42231	SHAFT	1	

Fig.38

Fig. 38 VALVE CONTROL LINKAGE (4SV)



Item No.	Part No.	Description	Req'd	Remarks:Serial No.
20	S1183-06012	BOLT	1	
21	N31A7-42101	JOINT	4	2-4Ton
22	F31A4-42181	PIN	8	
23	S2000-00005	WASHER	8	
24	S2200-16010	PIN, snap	8	
25	F31A7-42191	SHIM	AR	
26	F31A7-42111	BRACKET	1	
27	N31A7-42011	BRACKET, VALVE-LEVER	1	

Fig.39 HYDRAULIC SYSTEM

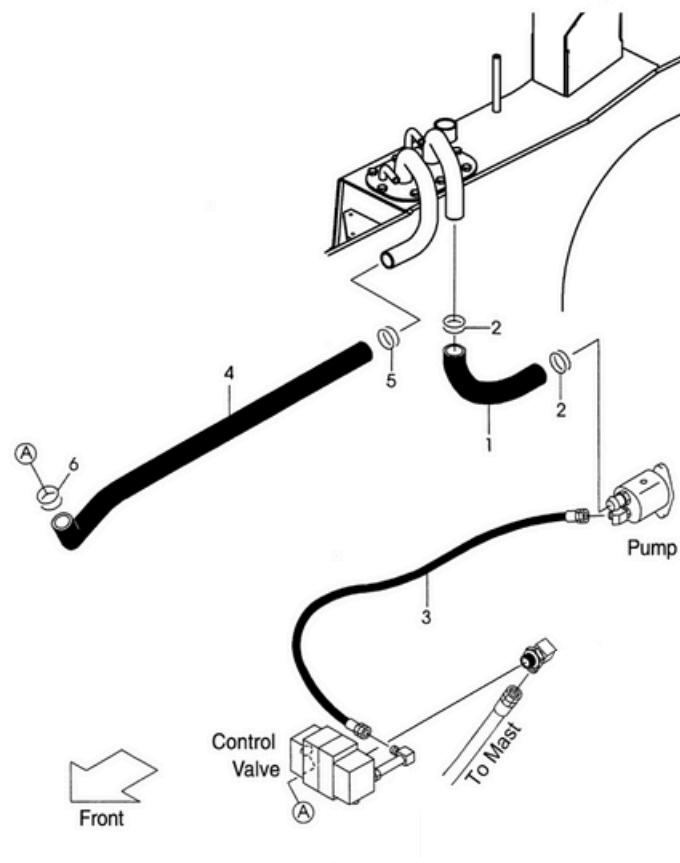


Fig.39

Item No.	Part No.	Description	Req'd	Remarks:Serial No.
1	F31C7-62111a	SUCTION PIPE	1	①
-	N31A7-62111	SUCTION PIPE	1	②
-	N31K7-62111b	SUCTION PIPE	1	③⑤
-	F31Y7-62111	SUCTION PIPE	1	④
-	N31PS7-62111	SUCTION PIPE	1	⑦
2	S4911-00042	DOUBLE STEEL WIRE CLAMP	2	
3	N31A7-62121a	MULTI-WAY VALVE FEED LINE	1	①②③④
-	F31K7-62121a	MULTI-WAY VALVE FEED LINE	1	⑤⑦
4	N31A7-6210b	MULTI-WAY VALVE RETURN TUBING	1	
5	S4911-00045	DOUBLE STEEL WIRE CLAMP	1	
6	S4911-00045	DOUBLE STEEL WIRE CLAMP	1	

Fig.40 HYDRAULIC SYSTEM (S4S,4EG)

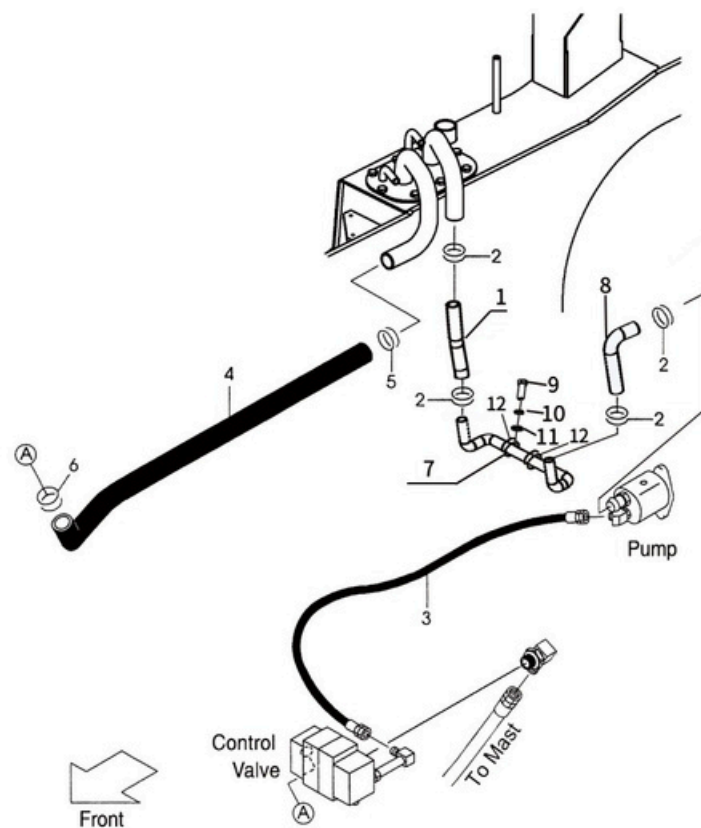
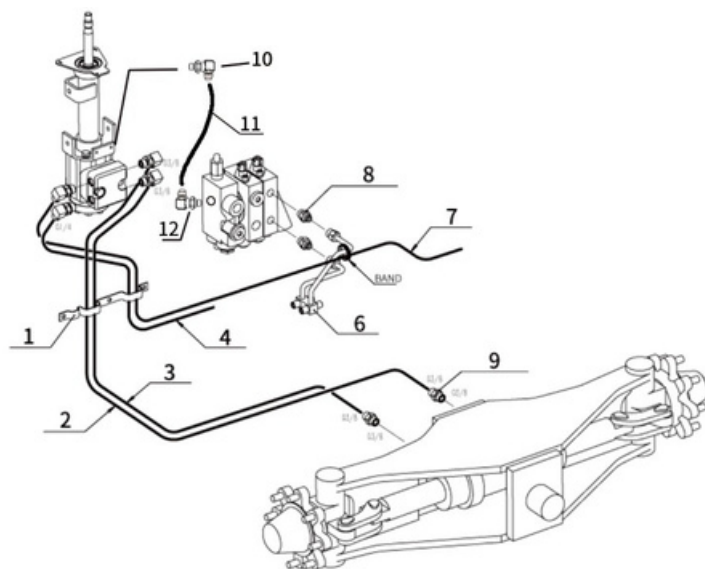


Fig.40

Item No.	Part No.	Description	Req'd	Remarks:Serial No.
1	B21E7-62051	HOSE RETURN	1	
2	S4911-00048	CLIP, HOSE	4	
3	F31Q7-62121a	HOSE	1	
4	N31A7-6210b	HOSE FOR OIL RETURNING	1	
5	S4911-00045	CLIP, HOSE	2	
6	S4911-00045	CLIP, HOSE	2	
7	N31S7-62181	PIPE	1	
8	N31S7-62121a	HOSE RETURN	1	
9	S1106-10020	BOLT	2	
10	S2000-00010	WASHER	2	
11	S2010-00010	PACKING	2	
12	F31A7-82411	CLIP	2	

Fig.41



Item No.	Part No.	Description	Req'd	Remarks:Serial No
1	N31A7-61021a	BATTEN	1	
2	S4681-03274	HOSE	1	
3	S4681-03274	HOSE	1	
4	2-E31C7-60411	HOSE FOR ORBITROL OIL IN	1	
6	N31A7-62211d	PIPE, TILT	1	
7	F31A7-82101	HOSE FOR ORBITROL OIL RETURNING	1	
8	2-F31A7-60321a	JOINT FOR POWER CYLINDER	2	
9	F31A7-60391	JOINT FOR POWER CYLINDER	2	
10	F31A7-60501	LS NIPPE	1	
11	N31A7-60461	LS HOSE	1	
12	2-F31A7-60501	LS NIPPE	1	

Fig.42 HYDRAULIC LINE [TILT]

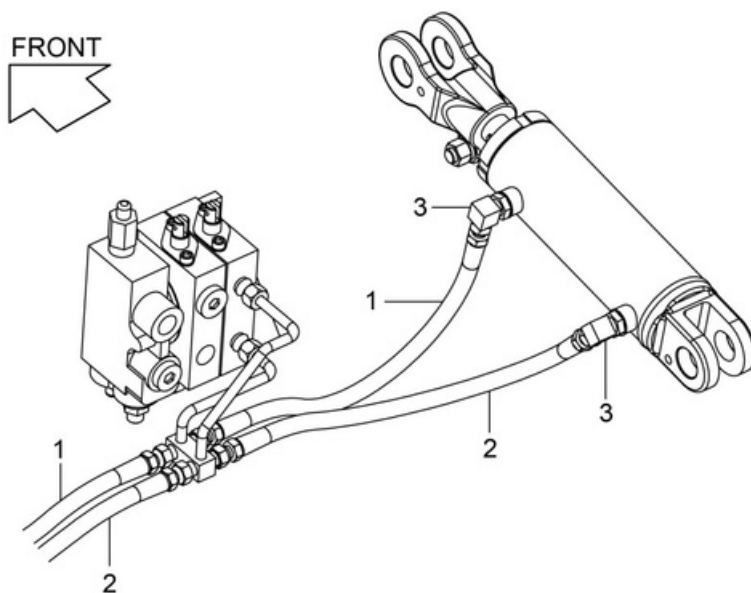


Fig.42

Item No.	Part No.	Description	Reqd	Remarks:Serial No.
1	F31A7-62221a	HOSE	2	
2	F31A7-62231a	HOSE	2	
3	F31A7-60511	NIPPLE	4	

Fig.43 CONTROL VALVE (2SV)

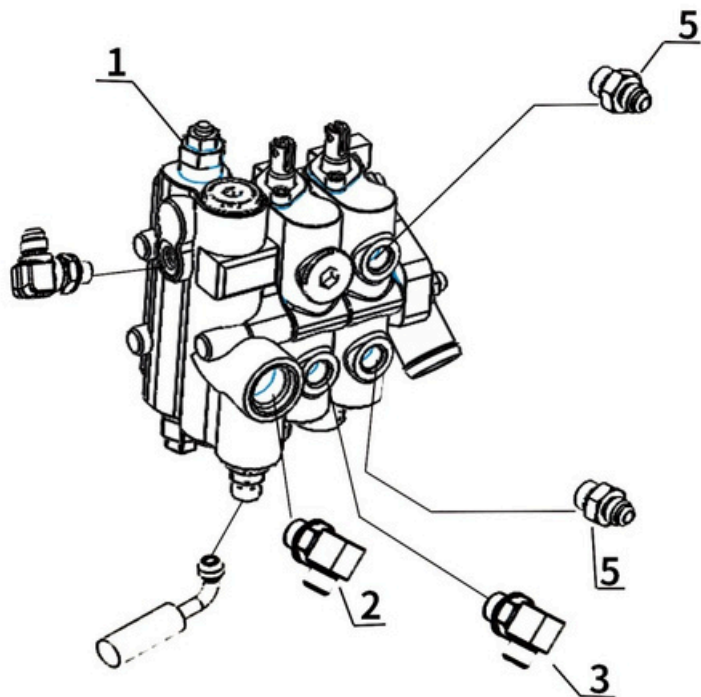


Fig.43

Item No.	Part No.	Description	Req'd	Remarks:Serial No.
1	MSV04-212-04L-01	LS CONTROL VALVE (2SV)	1	
2	2-F31A7-60302a	JOINT	1	
3	2-F31A7-60000	JOINT	1	
5	2-F31A7-60321a	JOINT	2	

Fig.44 CONTROL VALVE (3SV)

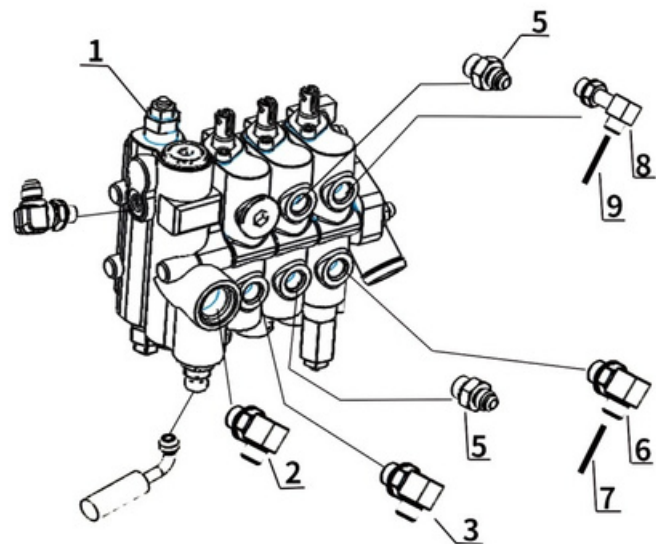


Fig.44

Item No.	Part No.	Description	Req'd	Remarks:Serial No.
1	MSV04-3123-04L-01	LS CONTROL VALVE (3SV)	1	
2	2-F31A7-60302a	JOINT	1	
3	2-F31A7-60000	JOINT	1	
5	2-F31A7-60321a	JOINT	2	
6	2-P2160-10021	JOINT	1	
7	P2160-12312	HOSE L=560	1	
8	2-P2160-10001	JOINT	1	
9	P2160-12302	HOSE L=480	1	

Fig.45 CONTROL VALVE (4SV)

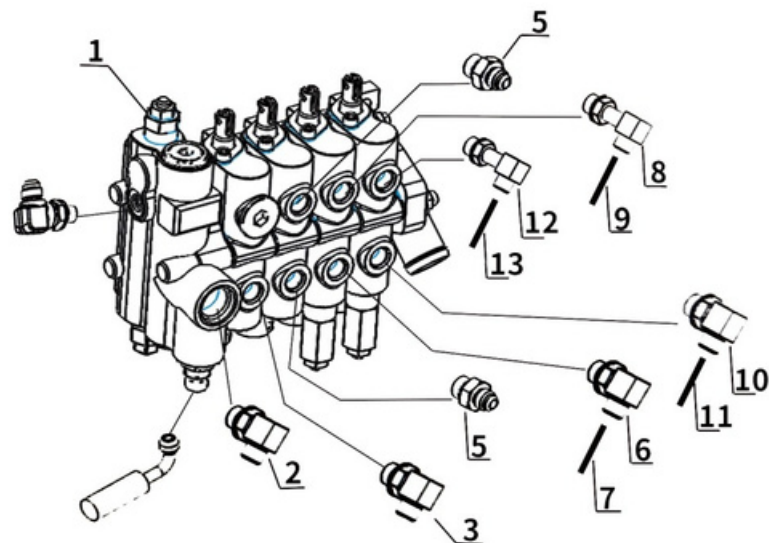
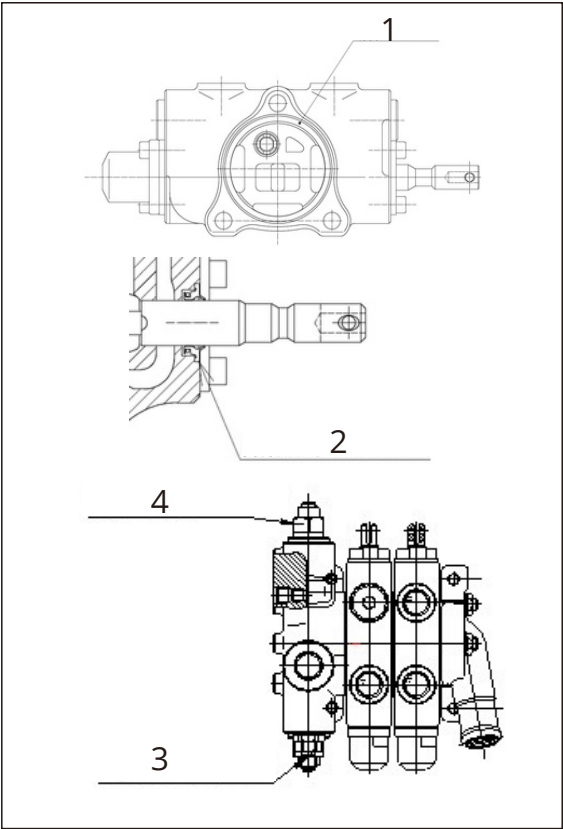


Fig.45

Item No.	Part No.	Description	Req'd	Remarks:Serial No.
1	MSV04-41235-04L-01	LS CONTROL VALVE (4SV)	1	
2	2-F31A7-60302a	JOINT	1	
3	2-F31A7-60000	JOINT	1	
5	2-F31A7-60321a	JOINT	2	
6	2-P2160-10021	JOINT	1	
7	P2160-12291	HOSE	1	
8	2-P2160-10001	JOINT	1	
9	P2160-12312	HOSE	1	
10	2-P2160-10021	JOINT	1	
11	P2150-12532	HOSE L=780	1	
12	2-P2160-10001	JOINT	1	
13	P2150-12522	HOSE L=670	1	

Fig.46

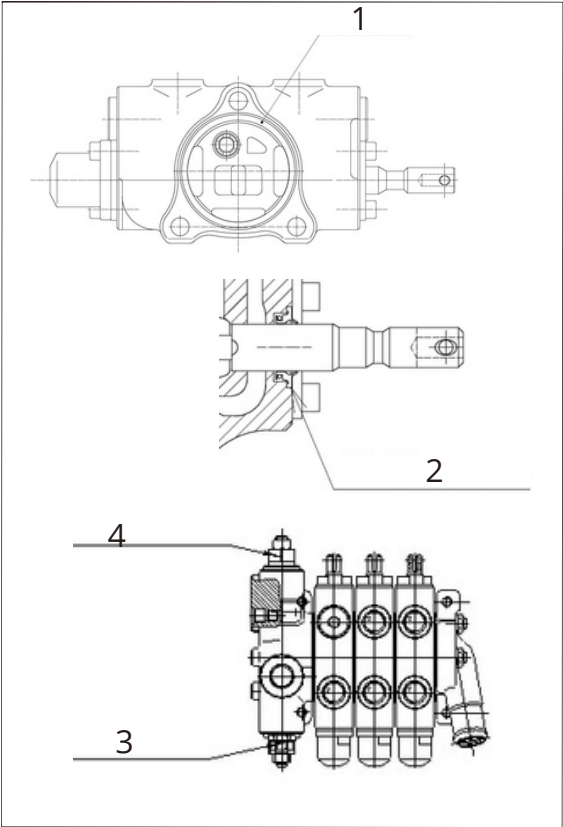
Fig.46 SEAL KIT FOR CONTROL VALVE (2SV)



Item No.	Part No.	Description	Reqd	Remarks:Serial No.
1	400-50976-	O-RING	2	
2	01 402-	SEAL OIL	4	
3	65308 404-	SAFETY VALVE	1	
4	20119 404- 20117	SHUNT SAFETY VALVE	1	

Fig.47

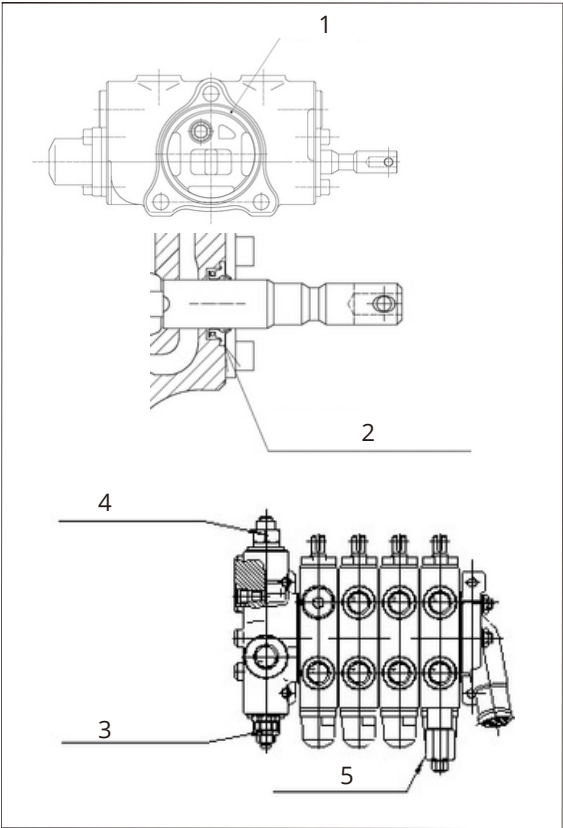
Fig.47 SEAL KIT FOR CONTROL VALVE (3SV)



Item No.	Part No.	Description	Reqd	Remarks:Serial No.
1	400-50976-	O-RING	3	
2	01 402-	SEAL OIL	6	
3	65308 404-	SAFETY VALVE	1	
4	20119 404- 20117	SHUNT SAFETY VALVE	1	

Fig.48

Fig.48 SEAL KIT FOR CONTROL VALVE (4SV)



Item No.	Part No.	Description	Reqd	Remarks:Serial No.
1	400-50976-	O-RING	4	
2	01 402-	SEAL OIL	8	
3	65308 404-	SAFETY VALVE	1	
4	20119 404-	SHUNT SAFETY VALVE	1	
5	20117 404- 20108	OVERLOAD VALVE	1	

Fig.49 HYDRAULIC

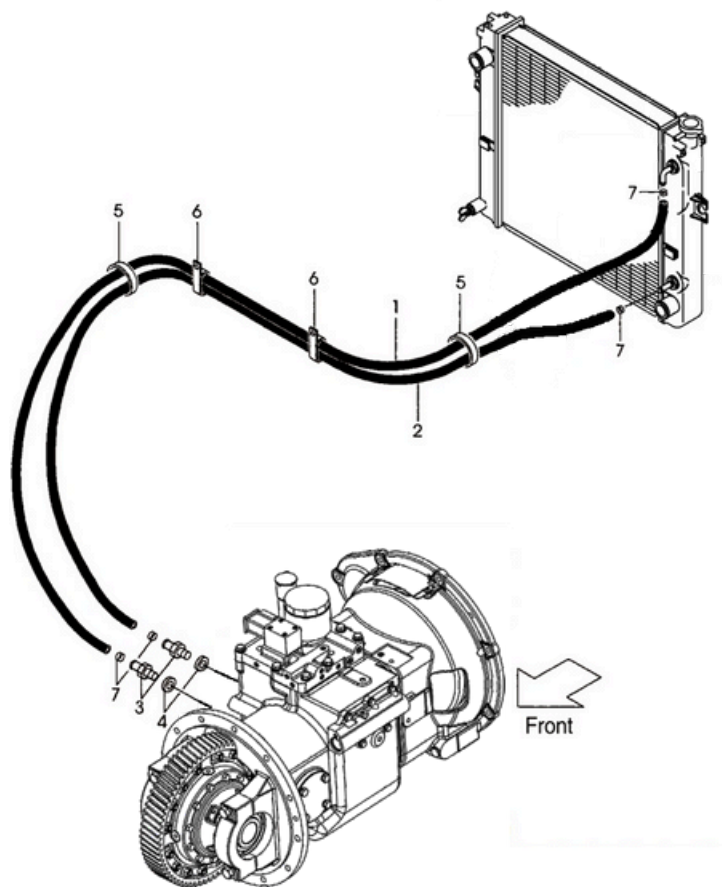


Fig.49

Item No.	Part No.	Description	Req'd	Remarks:Serial No.
1	F31A7-82101	COOLING TUBING Ø13L = 2050	1	
2	F31A7-82111	COOLING TUBING Ø13L = 1750	1	
3	F31A7-82221	COOLING TUBING FITTINGS	2	
4	S5100-00014	COMBINED WASHERS	2	
5	S4913-20380	BAND	2	
6	HC25597-62201	PIPE CLAMP	2	
7	S4911-00022	DOUBLE STEEL WIRE CLAMP	4	

Fig.50 TILT CYLINDER

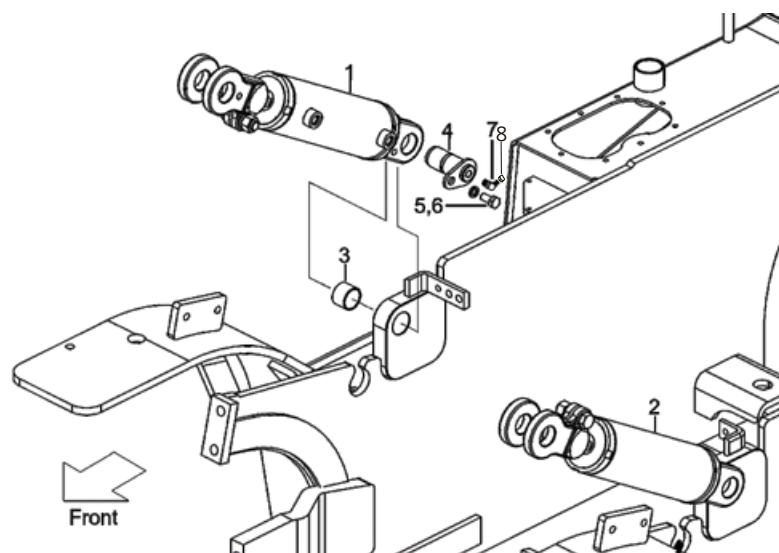
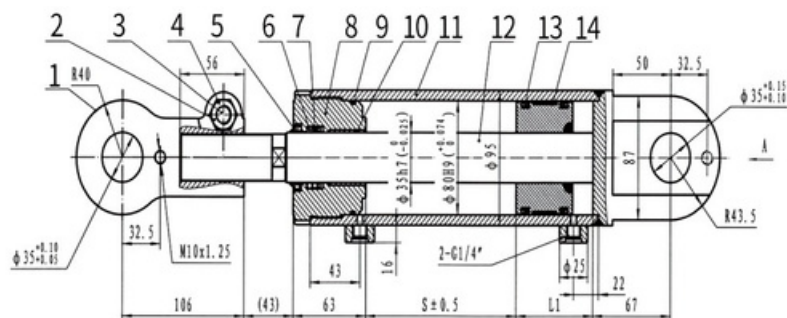


Fig.50

Item No.	Part No.	Description	Req'd	Remarks:Serial No.
1	F31A8-50012	TUBE, RH	1	
2	F31A8-50002	TUBE, LH	1	
3	F31A8-54021	STEEL BACK BEARING 3530	2	
4	F31A8-52201	TILT CYLINDER PIN	2	
5	51184-10020	BOLT M10*20	2	
6	52010-00010	WASHER	2	
7	S4901-00100	FITTING	2	
8	F31A8-53061	CAP, NIPPLE	2	

Fig.51



Item No.	Part No.	Description	Req'd	Remarks:Serial No.
A1	GCX080TU-131	CYL-ASS'Y, TILT RH	1	INC. 1-14
1	X080TU-01	EARRINGS	1	
2	B4123-00014	NUT	1	
3	B0223-14070	BOLT	1	
4	B5050-00014	WASHER	1	
5	27410-53111	SEAL,DUST	1	
6	23650-52861	SHADE	1	
7	D30A8-53001	U-RING	1	
8	D30A8-52021A	WASHER	1	
9	Z6003-08003	O-RING	1	
10	Z2113-03530	STEEL BACK BEARING 3530	1	
11	X080TU.1	CYLINDER BODY	1	
12	X080TU.2	CHECK	1	
13	23458-42241	U-RING	2	
14	22518-40122	SUPPORT RING	1	

Fig.52 FORK [VM21A]

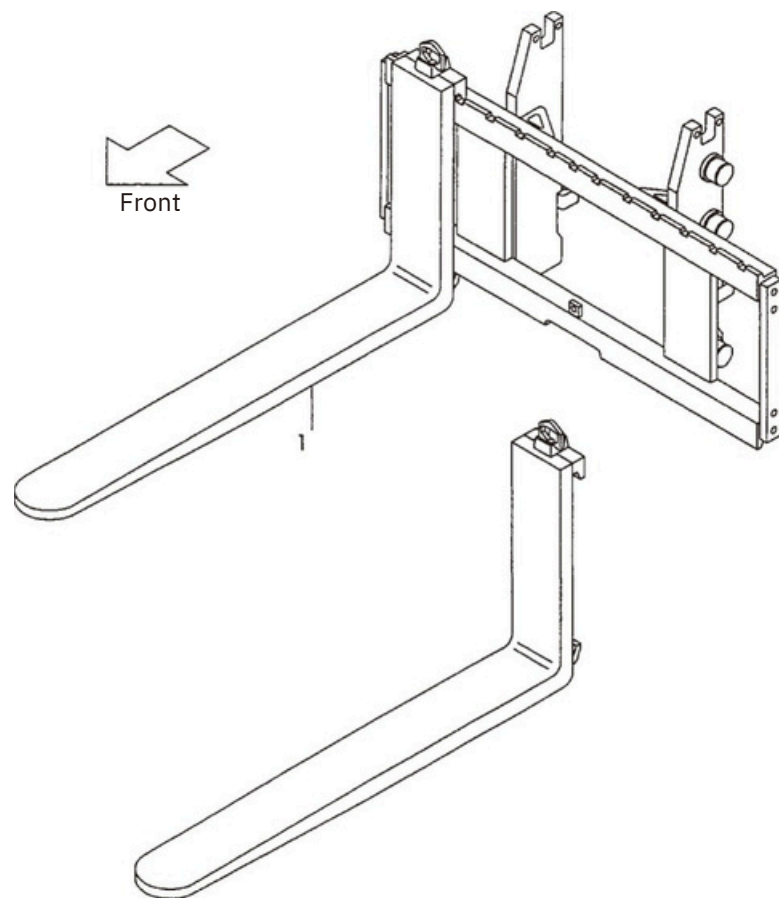


Fig.52

Item No.	Part No.	Description	Req'd	Remarks:Serial No.
1	LF107-14A	FORK	2	[LF100]INC. 2-5
-	LF122-14A	FORK	2	[LF120]INC. 2-5
-	LF137-14A	FORK	2	[LF130]INC. 2-5
-	LF152-14A	FORK	2	[LF150]INC. 2-5
-	LF167-14A	FORK	2	[LF160]INC. 2-5
-	LF182-14A	FORK	2	[LF180]INC. 2-5

Fig.53 FORK [VM31A]

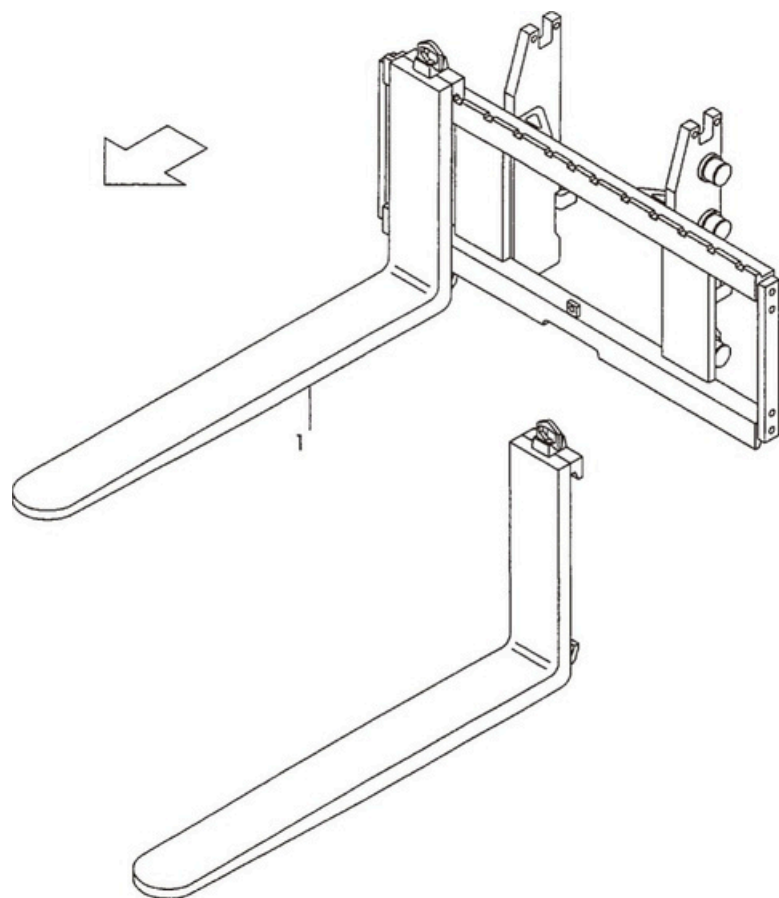


Fig.53

Item No.	Part No.	Description	Req'd	Remarks:Serial No.
1	LF107-14J	FORK	2	[LF107]INC. 2
-	LF122-14J	FORK	2	[LF122]INC. 2
-	LF137-14J	FORK	2	[LF137]INC. 2
-	LF152-14J	FORK	2	[LF152]INC. 2
-	LF167-14J	FORK	2	[LF167]INC. 2
-	LF182-14J	FORK	2	[LF182]INC. 2
-	LF197-14J	FORK	2	[LF197]INC. 2
-	LF212-14J	FORK	2	[LF212]INC. 2

Fig.54 FORK [VM41A]

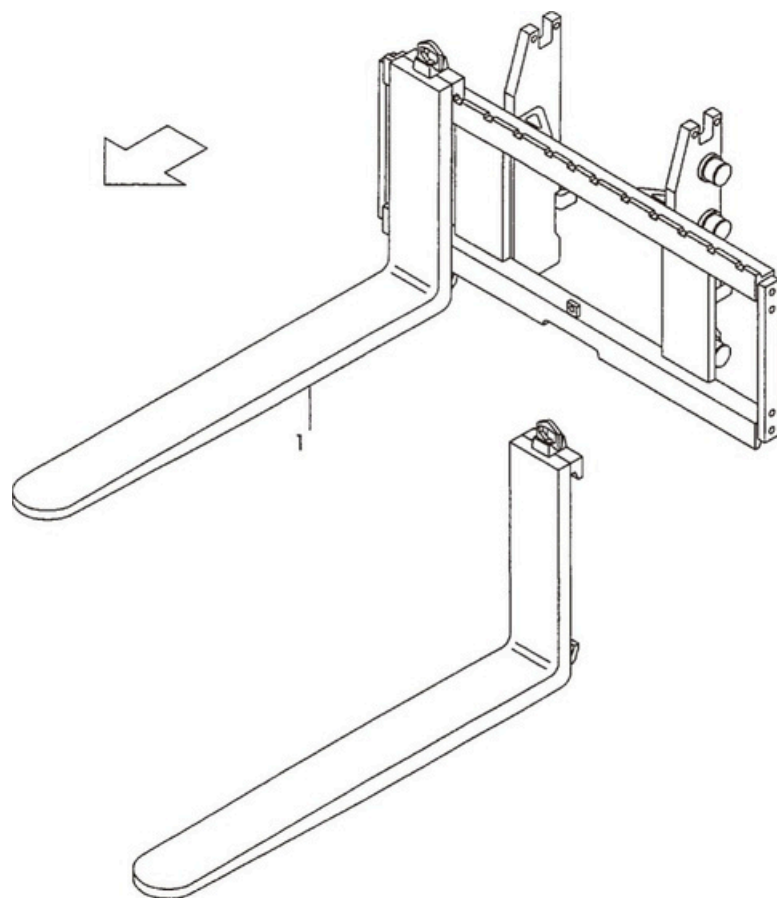
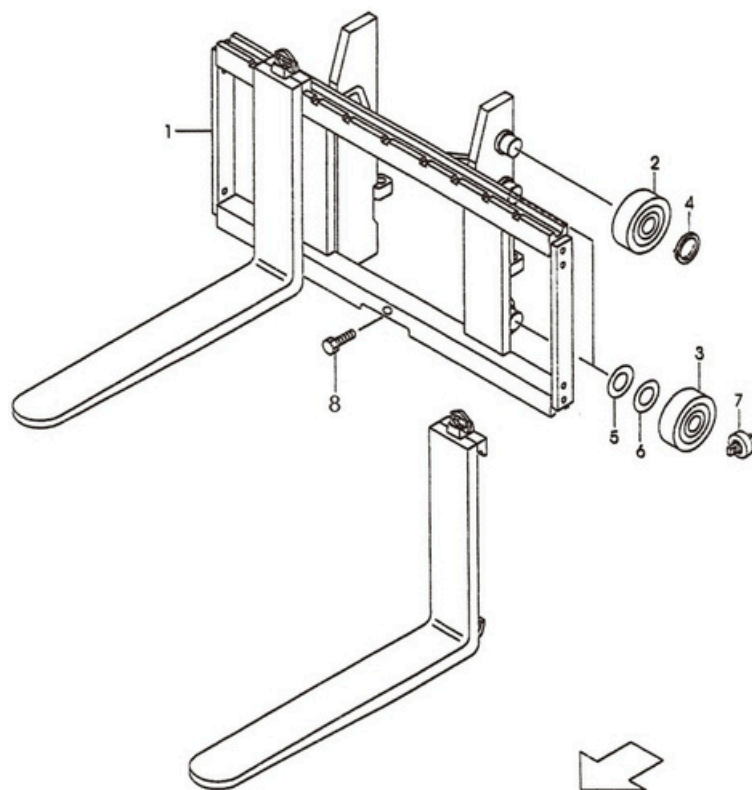


Fig.54

Item No.	Part No.	Description	Req'd	Remarks:Serial No.
1	LF107-14J	FORK	2	[LF107]INC. 2
-	LF122-14J	FORK	2	[LF122]INC. 2
-	LF137-14J	FORK	2	[LF137]INC. 2
-	LF152-14J	FORK	2	[LF152]INC. 2
-	LF167-14J	FORK	2	[LF167]INC. 2
-	LF182-14J	FORK	2	[LF182]INC. 2
-	LF197-14J	FORK	2	[LF197]INC. 2
-	LF212-14J	FORK	2	[LF212]INC. 2

Fig.55 LIFT BRACKET [VM21A] [VM31A] [VM41A]



Front

Fig.55

Item No.	Part No.	Description	Req'd	Remarks:Serial No.
1	F21A8-20002a	BRACKET, LIFT	1	VM21A
-	F31A8-20002b	BRACKET, LIFT	1	VM31A
-	F36A8-20002b	BRACKET, LIFT	1	VM36A
-	F38A8-20002b	BRACKET, LIFT	1	VM41A
2	F31A8-42051	ROLLER, END	2	
3	980811NT-00	ROLLER, END	4	
4	S2100-00045	RING, SNAP	2	
5	TP041-0.50	SHIM, T=0.5	4	
6	TP041-1.00	SHIM, T=1.0	4	
7	CGLC311HL-00	ROLLER, SIDE	4	
8	S1184-12025	BOLT & WASHER	1	

Fig.55-1 LIFT BRACKET [VFM21A] [VFM31A] [VFM41A]

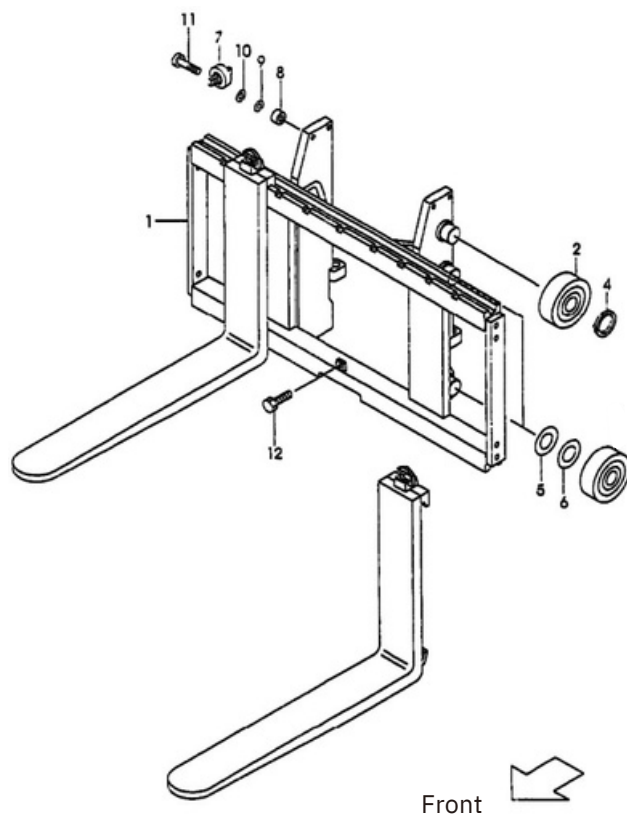
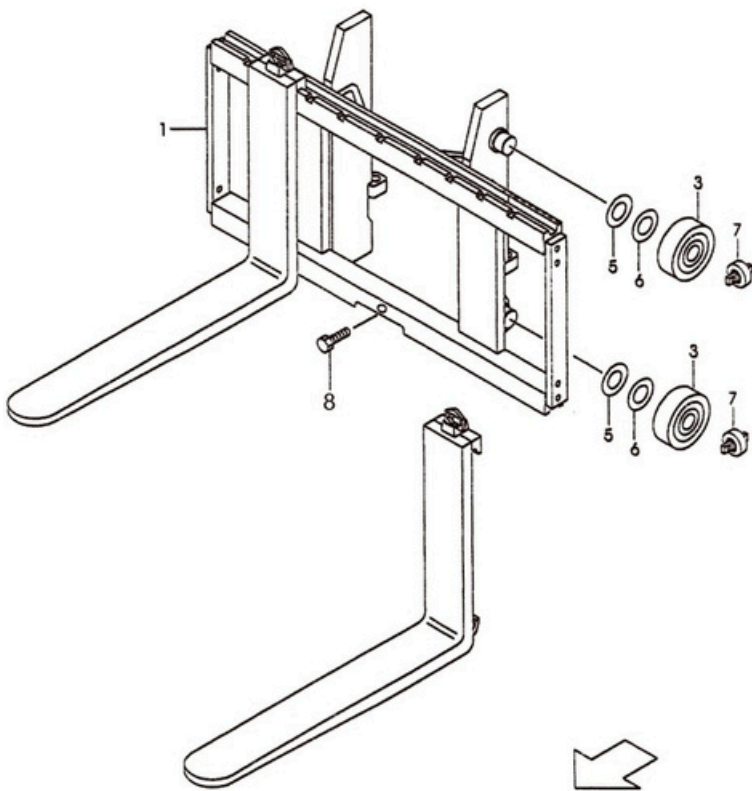


Fig.55-1

Item No.	Part No.	Description	Req'd	Remarks:Serial No.
1	F21A0-60002	BRACKET, LIFT	1	VFM21A
-	F31A0-60002a	BRACKET, LIFT	1	VFM31A
-	F36A0-60002	BRACKET, LIFT	1	VFM36A
-	F38A0-60001a	BRACKET, LIFT	1	VFM41A
2	F31A8-42051	ROLLER, END	6	
4	S2100-00045	RING, SNAP	6	
5	TP041-0.50	SHIM, T=0.5	8	
6	TP041-1.00	SHIM, T=1.0	8	
7	CN-28-00	ROLLER, SIDE	2	
8	S1184-12025	BOLT & WASHER	4	

Fig.55-2 LIFT BRACKET [V FSM21A] [V FSM31A] [V FS36A]



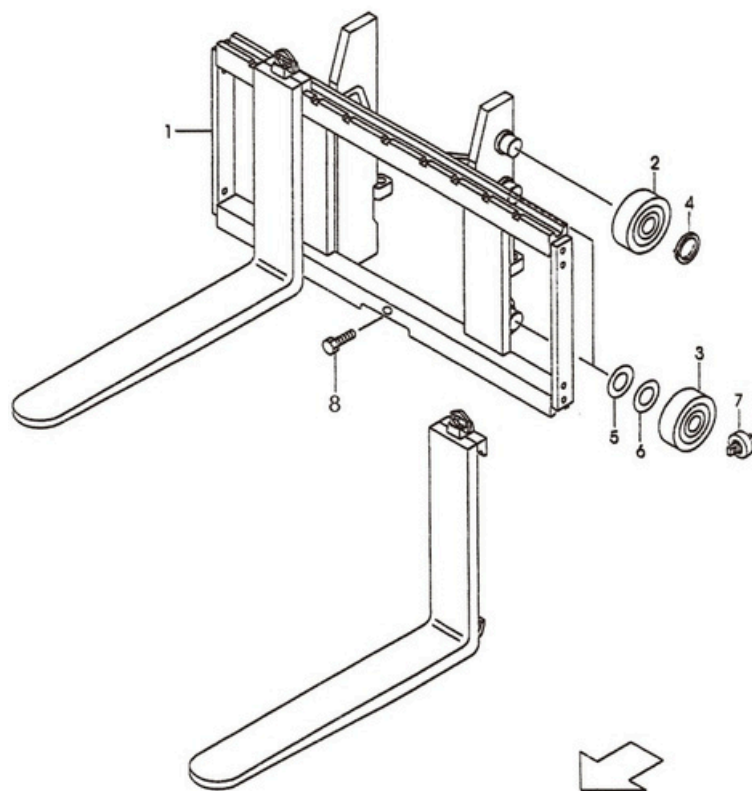
Front

Fig.55-2

Item No.	Part No.	Description	Req'd	Remarks:Serial No.
1	F21A7-90102	BRACKET, LIFT	1	VFSM21A
-	F31A7-90102	BRACKET, LIFT	1	VFSM31A
-	F36A7-90101a	BRACKET, LIFT	1	VFSM36A
3	980811NT-00	ROLLER, END	4	
5	TP041-0.50	SHIM, T=0.5	8	
6	TP041-1.00	SHIM, T=1.0	8	
7	CGLC311HL-00	ROLLER, SIDE	4	
8	S1184-12025	BOLT & WASHER	1	

Fig.55-3

Fig.55-3 LIFT BRACKET [V FS41A]

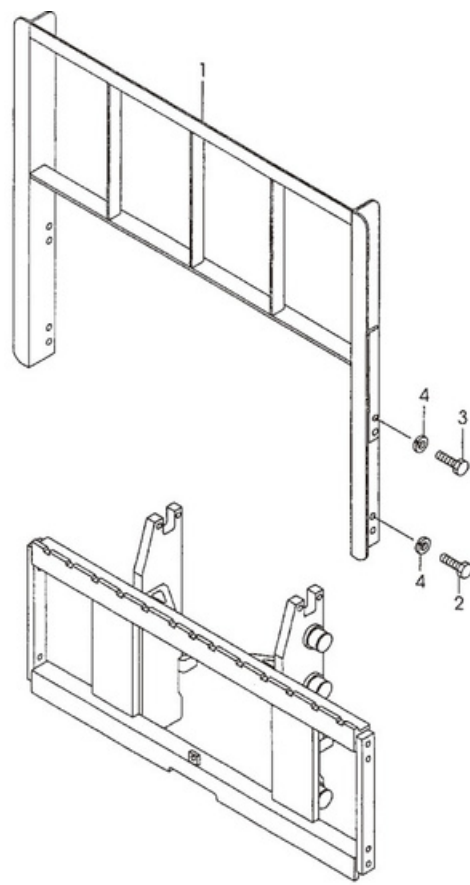


Front

Item No.	Part No.	Description	Req'd	Remarks:Serial No.
1	F36A7-90101a	BRACKET, LIFT	1	VFSM41A
2	F31A8-42051	ROLLER, END	2	
3	980811NT-00	ROLLER, END	4	
4	S2100-00045	RING, SNAP	2	
5	TP041-0.50	SHIM, T=0.5	4	
6	TP041-1.00	SHIM, T=1.0	4	
7	CGLC311HL-00	ROLLER, SIDE	4	
8	S1184-12025	BOLT & WASHER	1	

Fig.56

Fig.56 BACKREST [VM21A] [VM31A] [VM36A] [VM41A]



Item No.	Part No.	Description	Req'd	Remarks:Serial No.
1	F21A8-22201a	BACKREST	1	2-2.5Ton
-	F31A8-22201a	BACKREST	1	3Ton
-	F36A8-22201a	BACKREST	1	3.5-4Ton
2	S1100-14025	BOLT	4	
3	S1100-14030	BOLT	4	
4	S2010-00014	WASHER	8	

Fig. 57 MAST [VM21A]

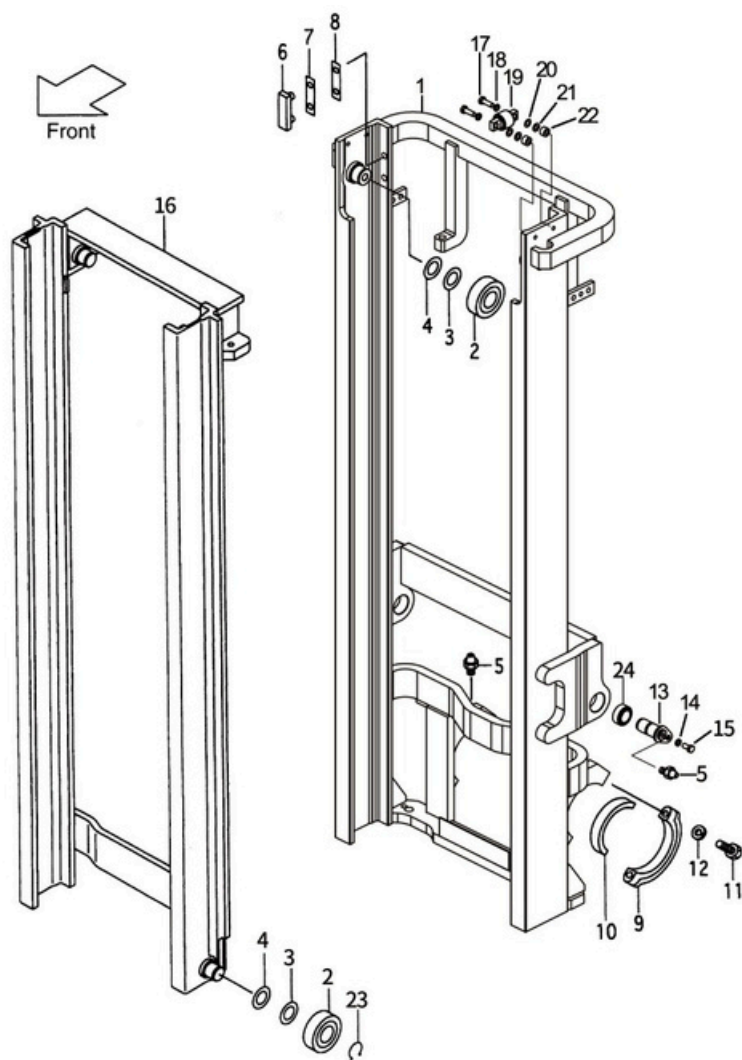


Fig.57

Item No.	Part No.	Description	Req'd	Remarks:Serial No.
1	F21A8-30011	MAST, OUTER VM200	1	
-	F21A8-30021	MAST, OUTER VM225	1	
-	F21A8-30031	MAST, OUTER VM250	1	
-	F21A8-30041	MAST, OUTER VM270	1	
-	F21A8-30051	MAST, OUTER VM275	1	
-	F21A8-30001	MAST, OUTER VM300	1	
-	F21A8-30061	MAST, OUTER VM325	1	
-	F21A8-30071	MAST, OUTER VM330	1	
-	F21A8-30081	MAST, OUTER VM350	1	
-	F21A8-30091	MAST, OUTER VM366	1	
-	F21A8-30101	MAST, OUTER VM370	1	
-	F21A8-30111	MAST, OUTER VM375	1	
-	F21A8-30121	MAST, OUTER VM400	1	
-	F21A8-30131	MAST, OUTER VM425	1	
-	F21A8-30141	MAST, OUTER VM450	1	
-	F21A8-30151	MAST, OUTER VM475	1	
-	F21A8-30161	MAST, OUTER VM500	1	
-	F21A8-30171	MAST, OUTER VM550	1	
-	F21A8-30181	MAST, OUTER VM600	1	
2	F31A8-42051	ROLLER, END	4	
3	F21A8-22021	SHIM, T-0.5	12	
4	F21A8-22031	SHIM, T-1.0	12	
5	S4901-00100	FITTING	4	
6	F21A8-22101	SLIPPER	2	
7	F21A8-22041	SHIM, T-0.5	8	

Fig.57 MAST [VM21A]

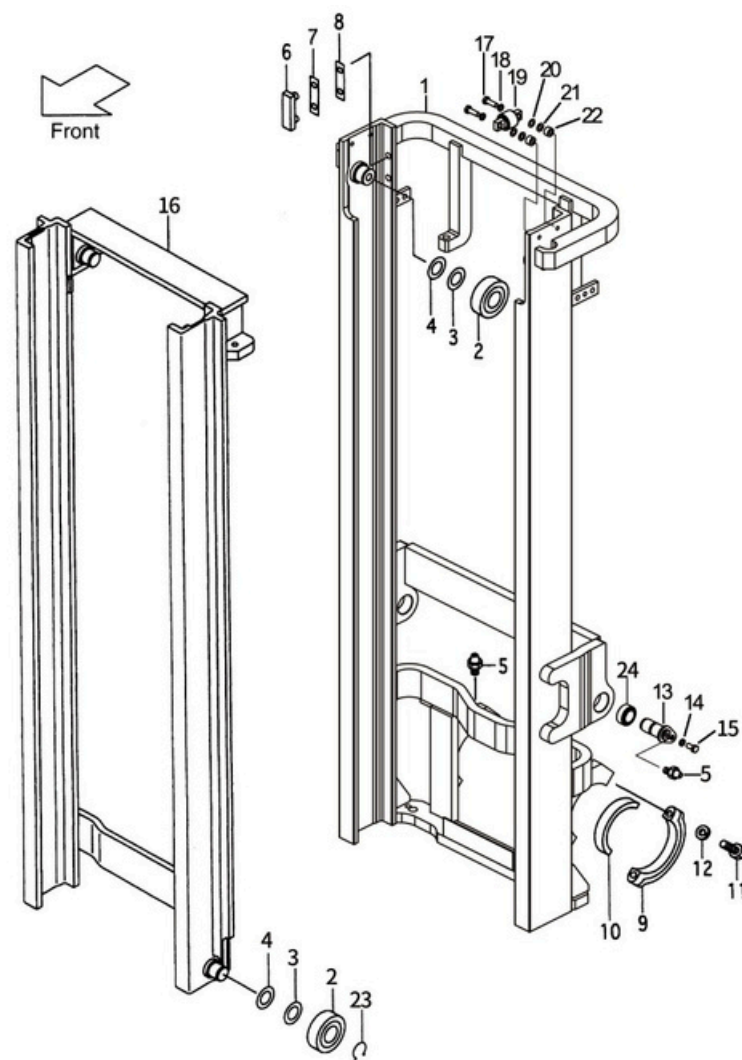


Fig.57

Item No.	Part No.	Description	Req'd	Remarks:Serial No.
8	F21A8-22051	SHIM, T-1.0	4	
9	F31A8-40101	CAP	2	
10	F31A8-40201	BUSHING	2	
11	S1103-16065	BOLT	4	
12	S2011-00016	WASHER	4	
13	F31A8-52201	PIN	2	
14	S1184-10020	BOLT & WASHER	2	
15	S1106-10020	BOLT & WASHER	2	
16	F21A8-30211	MAST, INNER VM200	1	
-	F21A8-30221	MAST, INNER VM225	1	
-	F21A8-30231	MAST, INNER VM250	1	
-	F21A8-30241	MAST, INNER VM270	1	
-	F21A8-30251	MAST, INNER VM275	1	
-	F21A8-30201	MAST, INNER VM300	1	
-	F21A8-30261	MAST, INNER VM325	1	
-	F21A8-30271	MAST, INNER VM330	1	
-	F21A8-30281	MAST, INNER VM350	1	
-	F21A8-30291	MAST, INNER VM366	1	
-	F21A8-30301	MAST, INNER VM370	1	
-	F21A8-30311	MAST, INNER VM375	1	
-	F21A8-30321	MAST, INNER VM400	1	
-	F21A8-30331	MAST, INNER VM425	1	
-	F21A8-30341	MAST, INNER VM450	1	
-	F21A8-30351	MAST, INNER VM475	1	
-	F21A8-30361	MAST, INNER VM500	1	
-	F21A8-30371	MAST, INNER VM550	1	
-	F21A8-30381	MAST, INNER VM600	1	

Fig.57 MAST [VM21A]

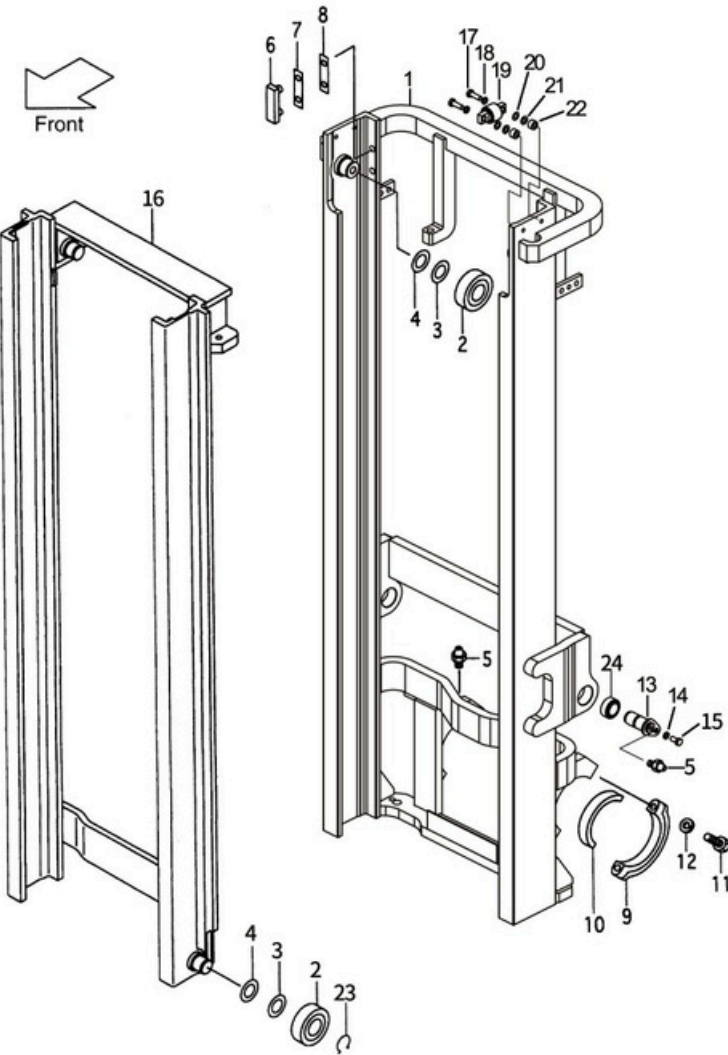


Fig.57

Item No.	Part No.	Description	Req'd	Remarks:Serial No.
17	S1106-12050	BOLT	4	
18	S2010-00012	SHIM,T-0.5	4	
19	CN-28-00	SHIM,T-1.0	2	
20	F21A8-22081	SHIM	AR	
21	F21A8-22061	SHIM	AR	
22	F21A8-22091	SHIM	4	
23	S9192-30044	CHECK	4	
24	F31A8-54011	BEARING	2	

Fig.58 MAST [VM31A]

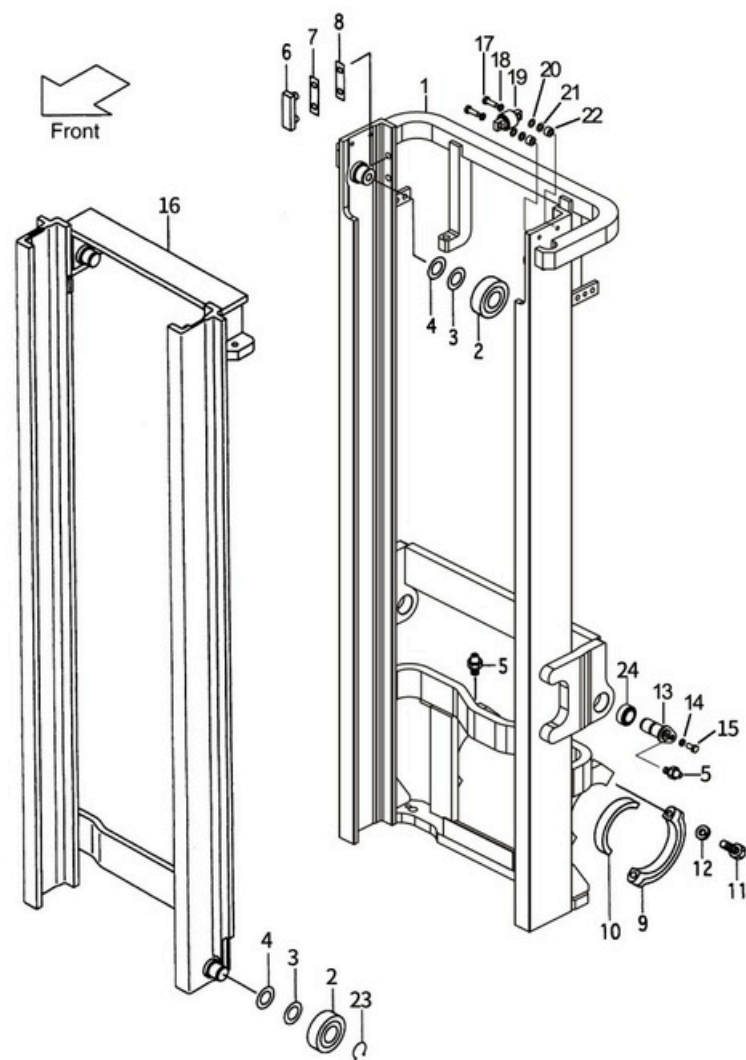


Fig.58

Item No.	Part No.	Description	Req'd	Remarks:Serial No.
1	F31A8-30011	MAST, OUTER VM200	1	
-	F31A8-30021	MAST, OUTER VM225	1	
-	F31A8-30031	MAST, OUTER VM250	1	
-	F31A8-30041	MAST, OUTER VM270	1	
-	F31A8-30051	MAST, OUTER VM275	1	
-	F31A8-30001	MAST, OUTER VM300	1	
-	F31A8-30061	MAST, OUTER VM325	1	
-	F31A8-30071	MAST, OUTER VM330	1	
-	F31A8-30081	MAST, OUTER VM350	1	
-	F31A8-30091	MAST, OUTER VM366	1	
-	F31A8-30101	MAST, OUTER VM370	1	
-	F31A8-30111	MAST, OUTER VM375	1	
-	F31A8-30121	MAST, OUTER VM400	1	
-	F31A8-30131	MAST, OUTER VM425	1	
-	F31A8-30141	MAST, OUTER VM450	1	
-	F31A8-30151	MAST, OUTER VM475	1	
-	F31A8-30161	MAST, OUTER VM500	1	
-	F31A8-30171	MAST, OUTER VM550	1	
-	F31A8-30181	MAST, OUTER VM600	1	
2	F31A8-42051	ROLLER, END	4	
3	F21A8-22021	SHIM, T-0.5	12	
4	F21A8-22001	SHIM, T-1.0	12	
5	S4901-00100	FITTING	2	
6	F21A8-22101	SLIPPER	2	
7	F21A8-22041	SHIM, T-0.5	8	

Fig.58 MAST [VM31A]

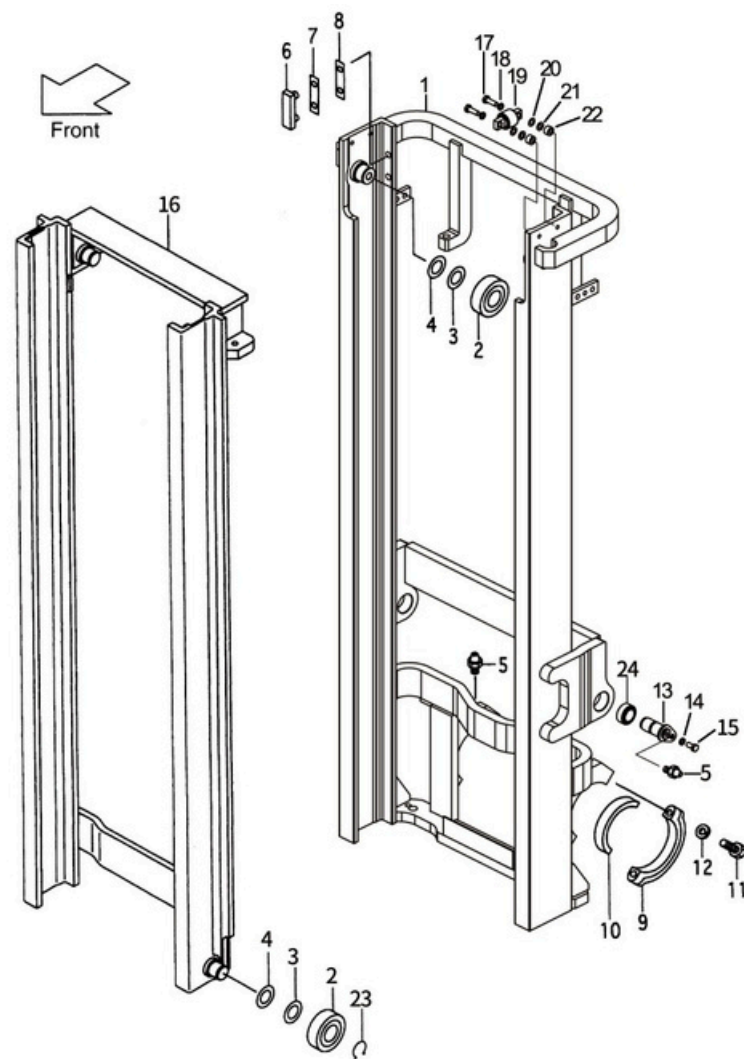


Fig.58

Item No.	Part No.	Description	Req'd	Remarks:Serial No.
8	F21A8-22051	SHIM, T-1.0	4	
9	F31A8-40101	CAP	2	
10	F31A8-40201	BUSHING	2	
11	S1103-16065	BOLT	4	
12	S2011-00016	WASHER	4	
13	F31A8-52201	PIN	2	
14	S2010-00010	BOLT & WASHER	2	
15	S1106-10020	BOLT	2	
16	F31A8-30211	MAST, INNER VM200	1	
-	F31A8-30221	MAST, INNER VM225	1	
-	F31A8-30231	MAST, INNER VM250	1	
-	F31A8-30241	MAST, INNER VM270	1	
-	F31A8-30251	MAST, INNER VM275	1	
-	F31A8-30201	MAST, INNER VM300	1	
-	F31A8-30261	MAST, INNER VM325	1	
-	F31A8-30271	MAST, INNER VM330	1	
-	F31A8-30281	MAST, INNER VM350	1	
-	F31A8-30291	MAST, INNER VM366	1	
-	F31A8-30301	MAST, INNER VM370	1	
-	F31A8-30311	MAST, INNER VM375	1	
-	F31A8-30321	MAST, INNER VM400	1	
-	F31A8-30231	MAST, INNER VM425	1	
-	F31A8-30341	MAST, INNER VM450	1	
-	F31A8-30351	MAST, INNER VM475	1	
-	F31A8-30361	MAST, INNER VM500	1	
-	F31A8-30371	MAST, INNER VM550	1	
-	F31A8-30381	MAST, INNER VM600	1	

Fig. 58 MAST [VM31A]

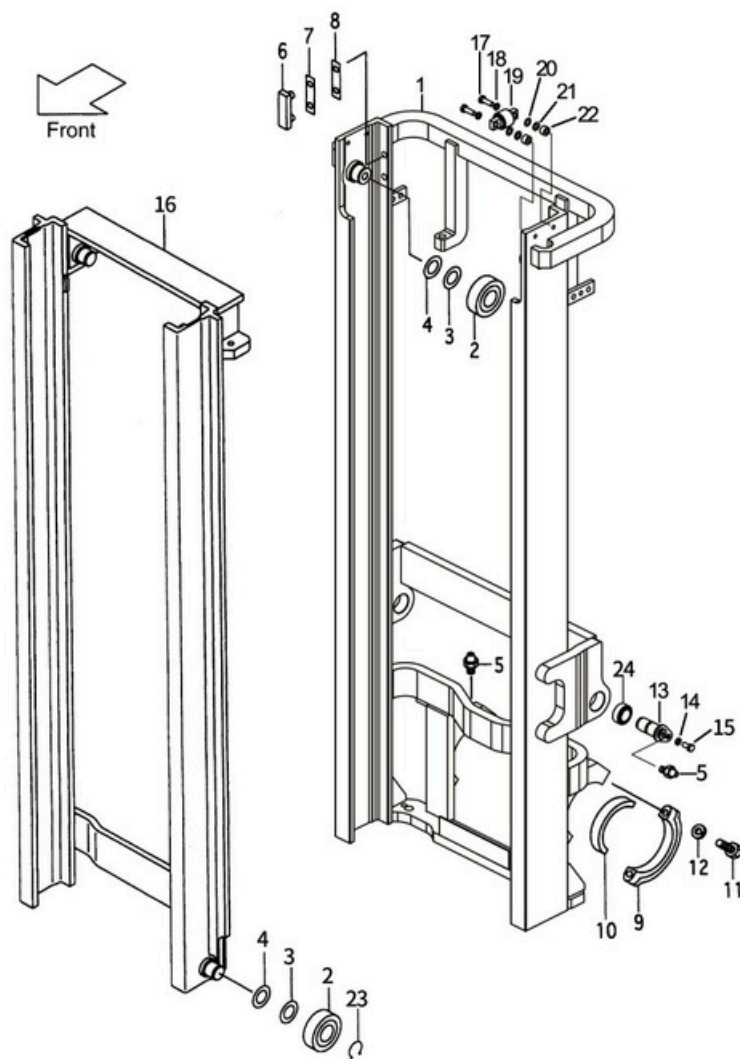


Fig.58

Item No.	Part No.	Description	Req'd	Remarks:Serial No.
17	S1106-12050	ROLLER, END	4	
18	S2010-00012	SHIM, T-0.5	4	
19	CN-28-00	SHIM, T-1.0	2	
20	F21A8-22081	RING, SNAP	2	
21	F21A8-22061	SHIM	2	
22	F21A8-22091	SPACE	AR	
23	S9192-30044	SHIM	AR	
24	F31A8-54011	BEARING	2	

Fig.59 M AST PIPING [VM21A]

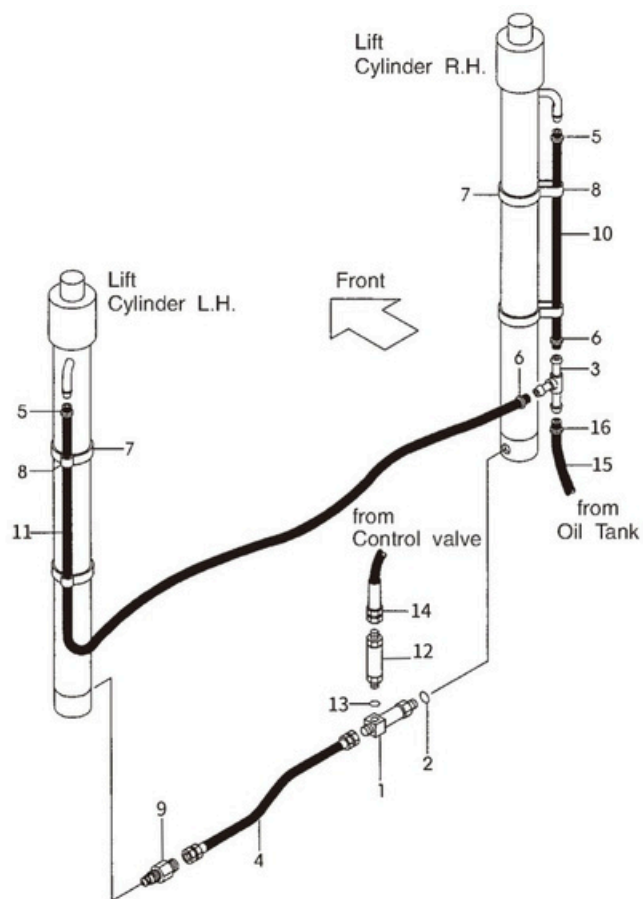
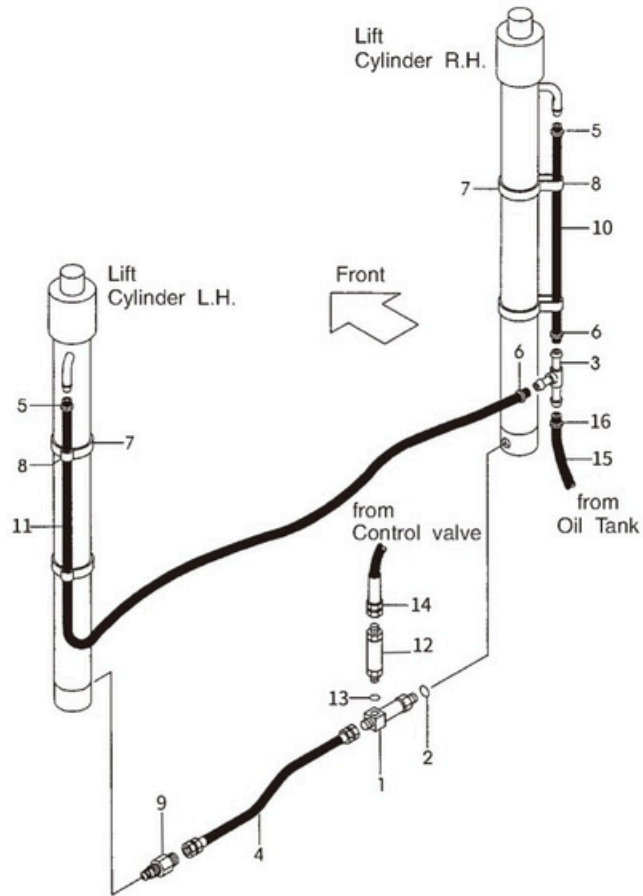


Fig.59

Item No.	Part No.	Description	Req'd	Remarks: Serial No.
1	F31A8-41101	THREE-WAY	1	
2	S3320-00140	O-RING	1	
3	F21A8-22111	THREE-WAY	1	
4	B21E0-62072	HOSE	1	
5	S4911-00018	CLIP	2	
6	S4911-00018	CLIP	2	
7	S4913-21380	BAND	4	
8	F31A8-47401	BAND	4	
9	F31A8-40701	VALVE-ASSY, CUT	1	
10	S3678-40060	HOSE, RH VM200	1	
-	S3678-40070	HOSE, RH VM225	1	
-	S3678-40085	HOSE, RH VM250	1	
-	S3678-40095	HOSE, RH VM270	1	
-	S3678-40095	HOSE, RH VM275	1	
-	S3678-40110	HOSE, RH VM300	1	
-	S3678-40120	HOSE, RH VM325	1	
-	S3678-40125	HOSE, RH VM330	1	
-	S3678-40135	HOSE, RH VM350	1	
-	S3678-40145	HOSE, RH VM366	1	
-	S3678-40145	HOSE, RH VM370	1	
-	S3678-40145	HOSE, RH VM375	1	
-	S3678-40165	HOSE, RH VM400	1	
-	S3678-40175	HOSE, RH VM425	1	
-	S3678-40190	HOSE, RH VM450	1	
-	S3678-40200	HOSE, RH VM475	1	
-	S3678-40215	HOSE, RH VM500	1	
-	S3678-40245	HOSE, RH VM550	1	
-	S3678-40270	HOSE, RH VM600	1	

Fig.59

Fig.59 M AST PIPING [VM21A]



Item No.	Part No.	Description	Req'd	Remarks: Serial No.
11	S3678-40125	HOSE, LH VM200	1	
-	S3678-40145	HOSE, LH VM225	1	
-	S3678-40150	HOSE, LH VM250	1	
-	S3678-40160	HOSE, LH VM270	1	
-	S3678-40160	HOSE, LH VM275	1	
-	S3678-40170	HOSE, LH VM300	1	
-	S3678-40185	HOSE, LH VM325	1	
-	S3678-40190	HOSE, LH VM330	1	
-	S3678-40200	HOSE, LH VM350	1	
-	S3678-40210	HOSE, LH VM366	1	
-	S3678-40210	HOSE, LH VM370	1	
-	S3678-40210	HOSE, LH VM375	1	
-	S3678-40230	HOSE, LH VM400	1	
-	S3678-40240	HOSE, LH VM425	1	
-	S3678-40255	HOSE, LH VM450	1	
-	S3678-40265	HOSE, LH VM475	1	
-	S3678-40280	HOSE, LH VM500	1	
-	S3678-40310	HOSE, LH VM550	1	
-	S3678-40355	HOSE, LH VM600	1	
12	F21A8-41001	FLOW REGURATOR-ASSY	1	
13	S3320-00180	O-RING	1	
14	F21A8-02102	HOSE	1	
15	S3678-40105	HOSE	1	
16	S4911-00018	CLIP	1	
17	S4914-00016	CLIP	1	

Fig.60 MAST PIPING [VM31A]

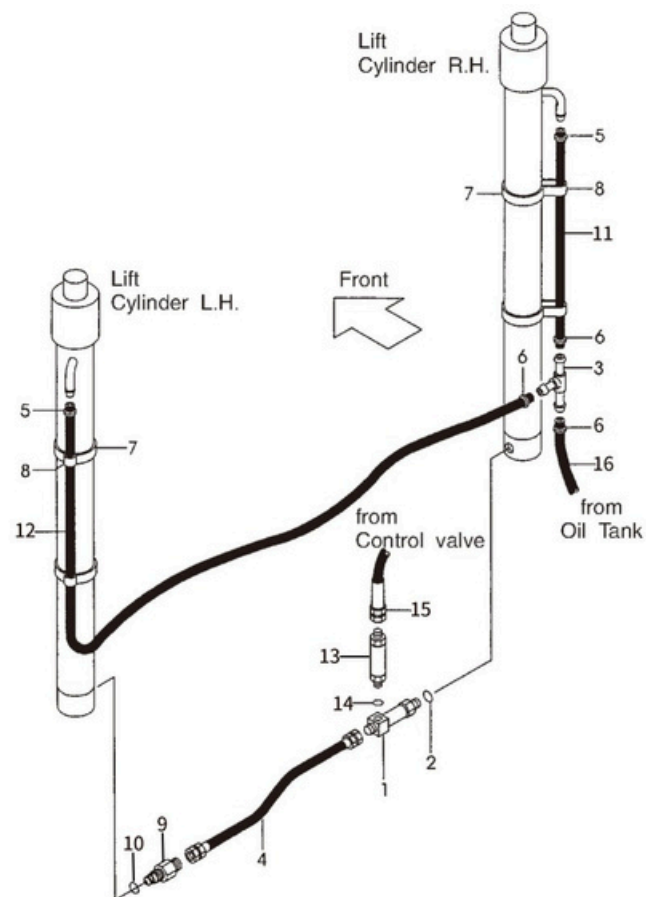


Fig.60

Item No.	Part No.	Description	Req'd	Remarks:Serial No.
1	F31A8-41101	THREE-WAY	1	INC.9-13
2	S3320-00140	O-RING	1	
3	F21A8-22111	THREE-WAY	1	
4	54681-03035	HOSE	1	
5	S4911-00018	CLIP	2	
6	S4911-00018	CLIP	2	
7	S4913-21380	BAND	4	
8	F31A8-47401	BAND, HOSE	4	
9	F31A8-40701	VALVE-ASSY, CUT	1	
10	S3320-00140	O-RING	1	
11	S3678-40060	HOSE VM200	1	
-	S3678-40070	HOSE VM225	1	
-	S3678-40085	HOSE VM250	1	
-	S3678-40095	HOSE	1	
-	S3678-40110	HOSE VM300	1	[VM366-375]
-	S3678-40120	HOSE VM325	1	
-	S3678-40125	HOSE VM330	1	
-	S3678-40135	HOSE VM350	1	
-	S3678-40145	HOSE	1	
-	S3678-40165	HOSE VM400	1	
-	S3678-40175	HOSE VM425	1	
-	S3678-40190	HOSE VM450	1	
-	S3678-40200	HOSE VM475	1	
-	S3678-40215	HOSE VM500	1	
-	S3678-40245	HOSE VM550	1	
-	S3678-40270	HOSE VM600	1	

Fig.60 MAST PIPING [VM31A]

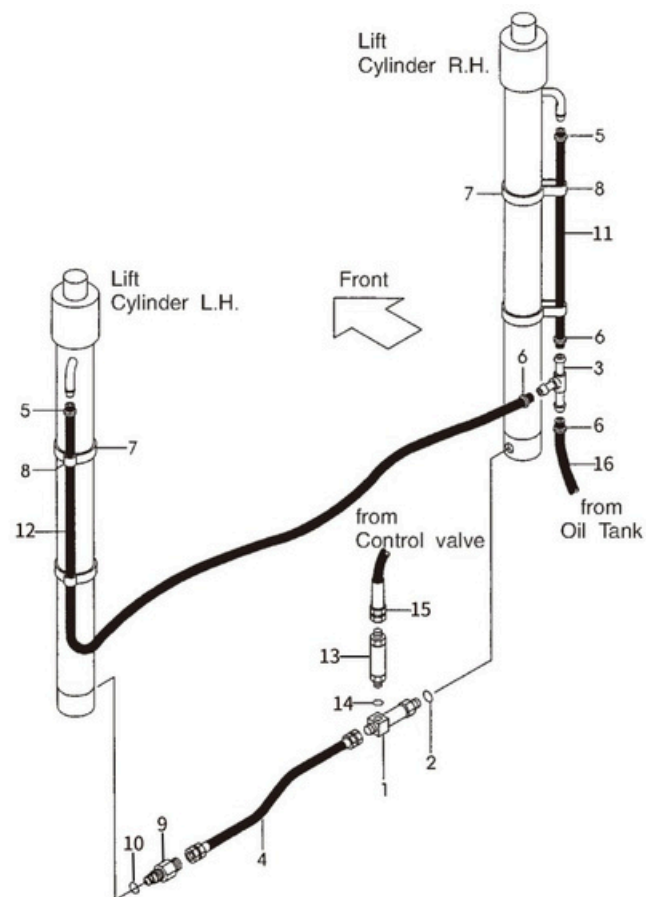
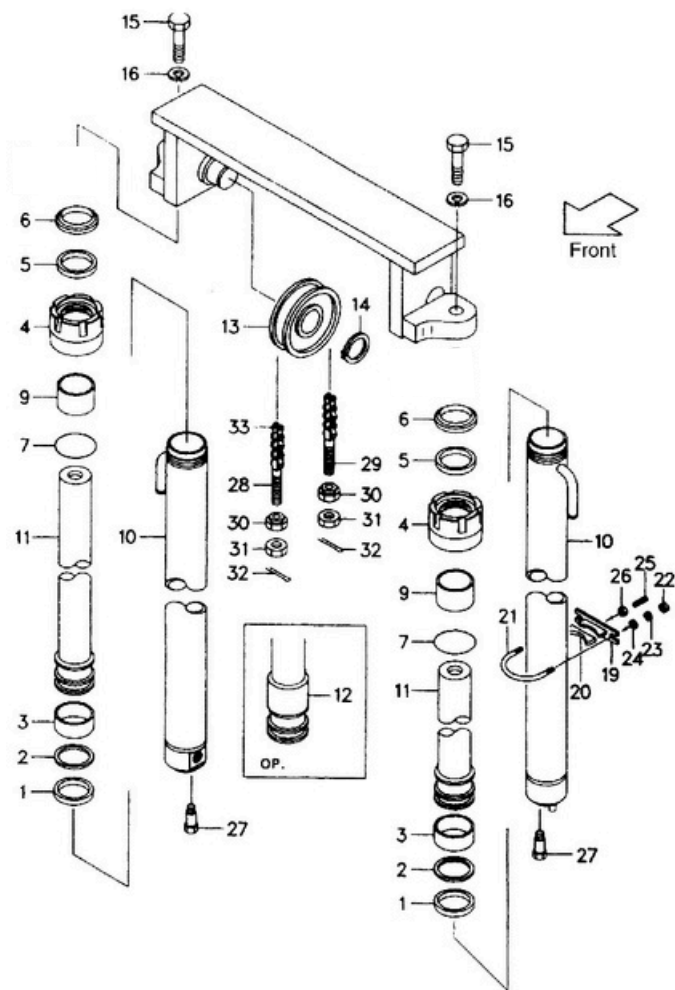


Fig.60

Item No.	Part No.	Description	Req'd	Remarks:Serial No.
12	S3678-40125	HOSE VM200	1	[VM270][VM275]
-	S3678-40145	HOSE VM225	1	
-	S3678-40150	HOSE VM250	1	
-	S3678-40160	HOSE	1	
-	S3678-40170	HOSE VM300	1	
-	S3678-40185	HOSE VM325	1	
-	S3678-40190	HOSE VM330	1	
-	S3678-40200	HOSE VM350	1	
-	S3678-40210	HOSE	1	
-	S3678-40230	HOSE VM400	1	
-	S3678-40240	HOSE VM425	1	
-	S3678-40255	HOSE VM450	1	
-	S3678-40265	HOSE VM475	1	
-	S3678-40280	HOSE VM500	1	
-	S3678-40310	HOSE VM550	1	
-	S3678-40335	HOSE VM600	1	
13	F31A8-41001	REGULATOR	1	[VM366-375]
14	S3320-00180	O-RING	1	
15	F31A8-02102	HOSE	1	
16	S3678-40110	HOSE	1	

Fig.61

Fig.61 LIFT CYLINDER [VM21A]



Item No.	Part No.	Description	Req'd	Remarks:Serial No.
A	F21A8-40001	LIFT CYLINDER ASSY (STD)H=VM300(INC.1-12)	2	See OP. Parts
1	23650-83521	PACKING 50X40X6	2	
2	27970-53141	RING 45X50X20	2	
3	23650-83531	WEARING 50X40X3	2	
4	GCQ050X5-01	CAP	2	
5	AR2342E5	PACKING 40X50X7/10	2	
6	23918-52161	SEAL 40X50X6	2	
7	Z6053-04972	O-RING $\phi 49.7 \times 2.4$	2	
9	Z2113-04030	BUSHING	2	
10	GCQ050TCMC.1	TUBE(STD)H=VM300	2	
11	GCQ050TCMC-01	PISTON ROD(STD)H=VM300	2	
12	TZT-50	SPACER	2	VM400-500=1
	TZT-100	SPACER	2	VM550,600=2
13	F31A8-43501	SEAVE	2	
14	S2100-00040	SNAP RING	2	
15	S1106-14040	BOLT	2	
16	S2010-00014	WASHER	2	
19	F31A8-42181	SUPPORT	2	
20	F31A8-42411	RUBBER	2	
21	F31A8-42552	U-BOLT	2	
22	S1400-00010	NUT	4	
23	S2000-00010	WASHER	4	
24	S2010-20010	WASHER	4	
25	S2000-20010	PLUG	2	
26	S1400-00010	NUT	2	
27	F31A8-44581	BOLT	2	
28	52672-72231	PIN	2	

Fig.61 LIFT CYLINDER [VM21A]

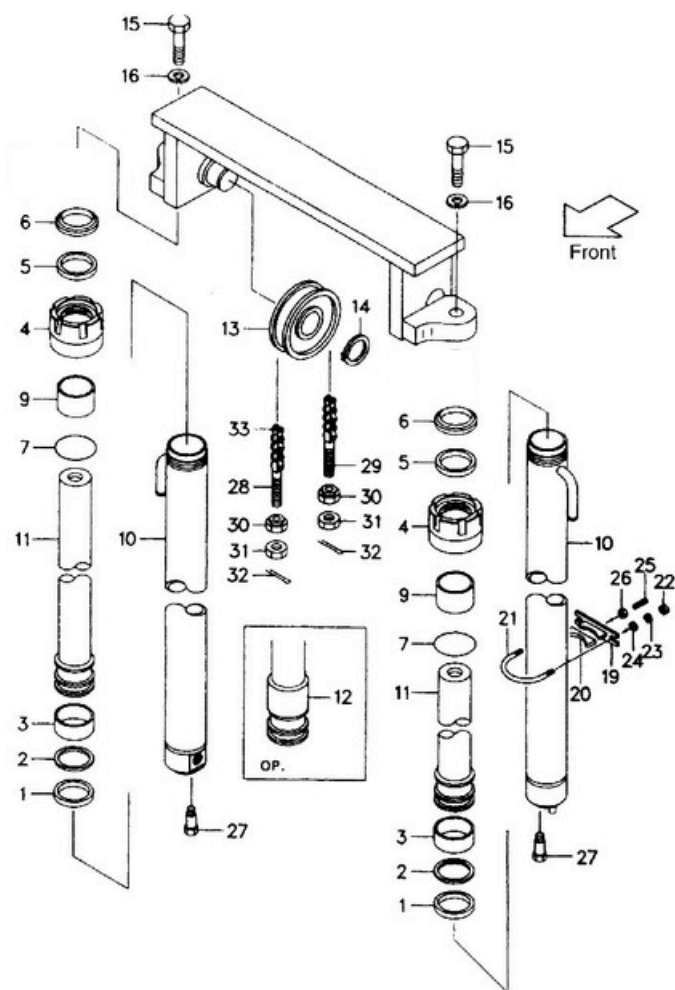


Fig.61

Item No.	Part No.	Description	Req'd	Remarks:Serial No.
29	23500-82001	PIN	2	
30	F31A8-44581	NUT	4	
31	S1400-00018	NUT	4	
32	S2200-03040	PIN, cotter	4	
33	S0634-45971	LEAF CHAIN(STD) H=VM300	2	See OP. Parts

Fig.61 LIFT CYLINDER [VM21A]

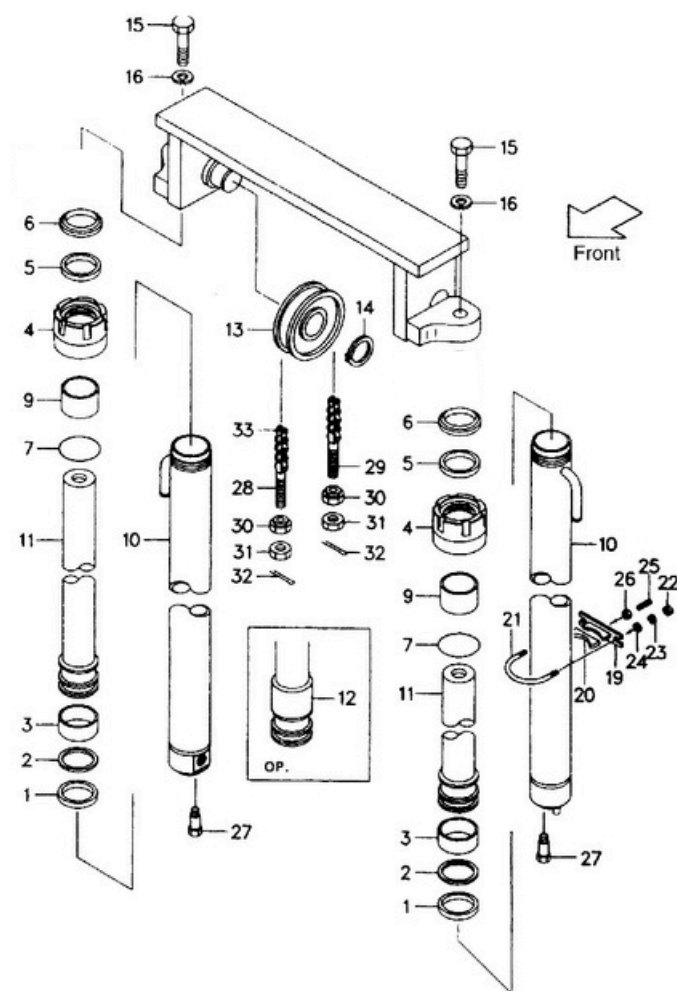


Fig.61

<Optional Parts>

Item No.	A	10	11	33
Lift Height	LIFT CYLINDER ASS'Y	TUBE	PISTON ROD	LEAF CHAIN
VM200	F21A8-40011	S77N8-40211	S14A8-40811	S0634-45711
VM225	F21A8-40021	S77N8-40221	S14A8-40821	S0634-45771
VM250	F21A8-40031	S77N8-40231	S14A8-40831	S0634-45831
VM270	F21A8-40041	S77N8-40241	S14A8-40841	S0634-45891
VM275	F21A840051	S77N8-40251	S14A8-40851	S0634-45911
VM300	(STD)	(STD)	(STD)	(STD)
VM325	F21A8-40061	S77N8-40261	S14A8-40861	S0634-46031
VM330	F21A8-40071	S77N8-40271	S14A8-40871	S0634-46051
VM350	F21A8-40081	S77N8-40281	S14A8-40881	S0634-46091
VM366	F21A8-40091	S77N8-40291	S14A8-40891	S0634-46151
VM370	F21A8-40101	S77N8-40301	S14A8-40901	S0634-46151
VM375	F21A8-40111	S77N8-40311	S14A8-40911	S0634-46171
VM400	F21A8-40121	S77N8-40321	S14A8-40921	S0634-46251
VM425	F21A8-40131	S77N8-40331	S14A8-40931	S0634-46331
VM450	F21A8-40141	S77N8-40341	S14A8-40941	S0634-46391
VM475	F21A8-40151	S77N8-40351	S14A8-40951	S0634-46451
VM500	F21A8-40161	S77N8-40361	S14A8-40961	S0634-46511
VM550	F21A8-40171	S77N8-40371	S14A8-40971	S0634-46671
VM600	F21A8-40181	S77N8-40381	S14A8-40981	S0634-46811

Fig.62 LIFT CYLINDER [VM31A] [VM36A]

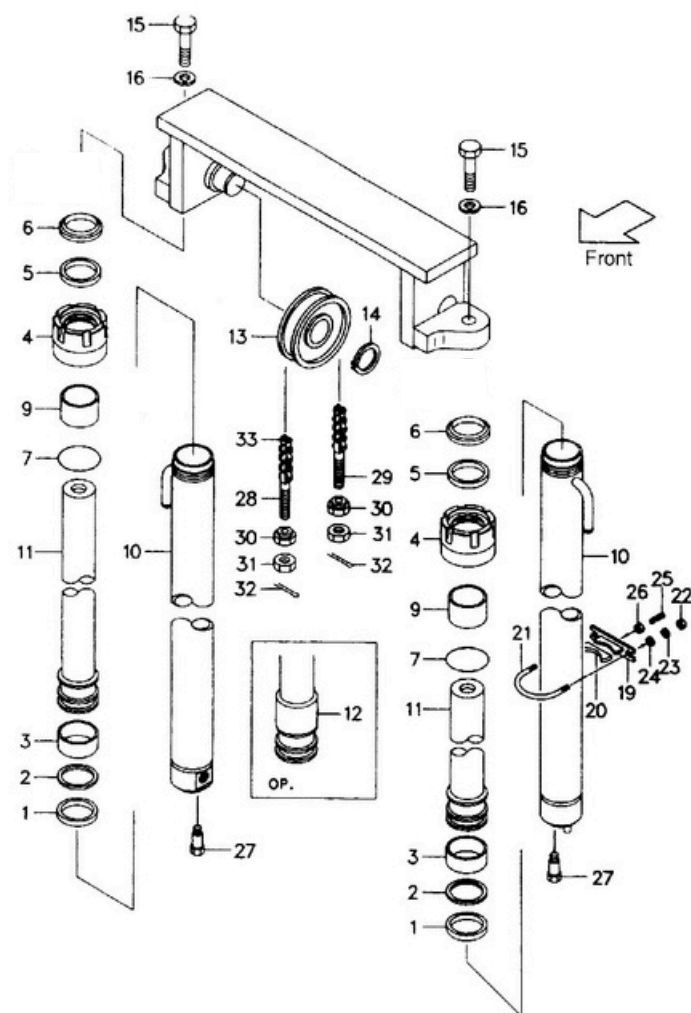
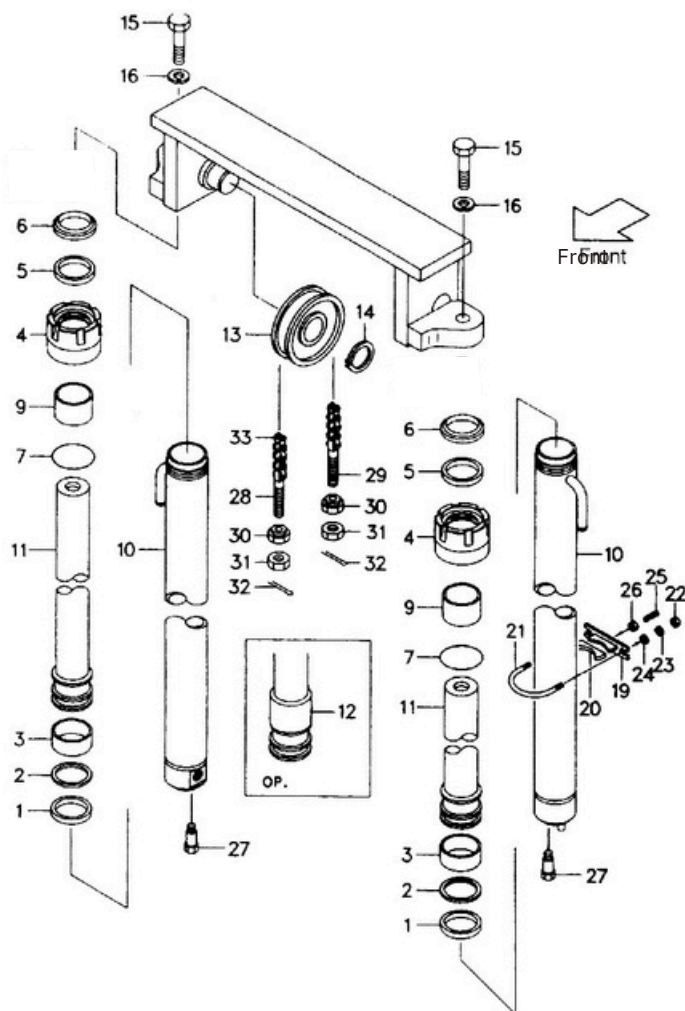


Fig.62

Item No.	Part No.	Description	Req'd	Remarks: Serial No.
A	F31A8-40001	LIFT CYLINDER ASSY (STD)H=VM300(INC.1-12)	2	See OP. Parts
1	24468-42001	PACKING 56X45X7	2	
2	27978-42421	RING 56X51X20	2	
3	24459-42291	WEARING 56X45X3	2	
4	30CD710000-01	CAP	2	
5	D28B8-42611	PACKING 45X55X6	2	
6	24459-42271	SEAL 45X55X7/10	2	
7	Z6003-06803	O-RING	2	
9	H26A8-42011	BUSHING	2	
10	GCQ056TU.2-00	TUBE(STD)H=VM300	2	
11	GCQ056TU-01	PISTON ROD(STD)H=VM300	2	
12	D28A8-43131-50	SPACER	2	VM400-500=1
	D28A8-43131-100	SPACER	2	VM550,600=2
13	F31A8-43501	SEAVE	2	
14	S2100-00040	SNAP RING	2	
15	S1106-14040	BOLT	2	
16	S2010-00014	WASHER	2	
17	F21A8-22011	SHIM T=0.2	AR	
18	F21A8-22071	SHIM T=0.5	AR	
19	F31A8-42181	SUPPORT	2	
20	F31A8-42411	RUBBER	2	
21	F36A8-42552	U-BOLT	2	
22	S1400-00010	NUT	4	
23	S2000-00010	WASHER	4	
24	S2010-20010	WASHER	4	
25	S2000-20010	PLUG	2	
26	S1400-00010	NUT	2	

Fig.62

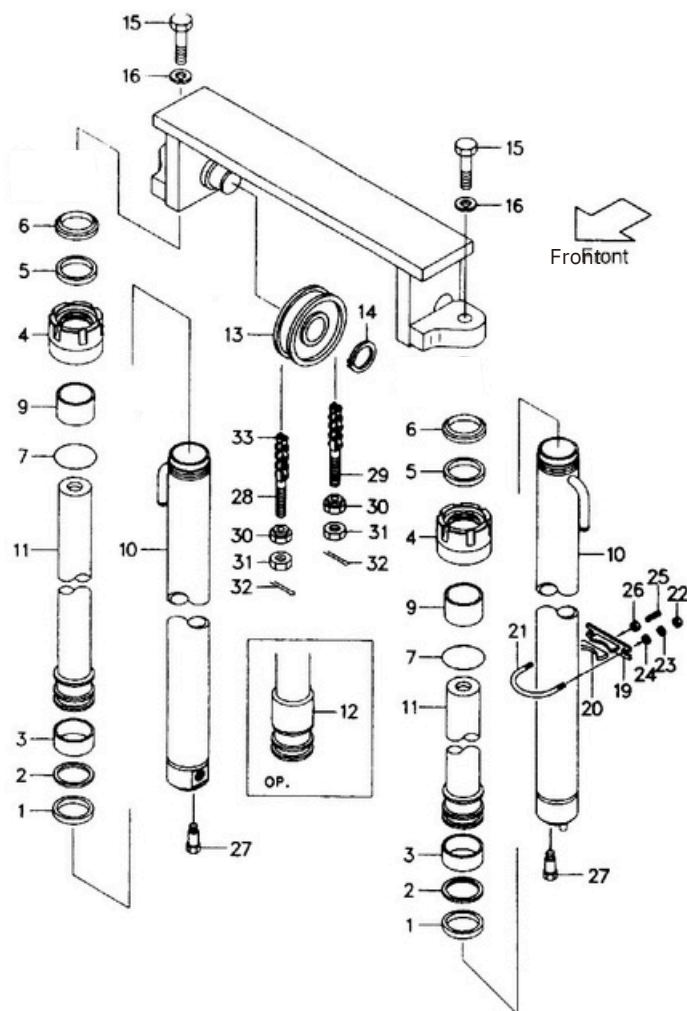
Fig.62 LIFT CYLINDER [VM31A] [VM36A]



Item No.	Part No.	Description	Req'd	Remarks:Serial No.
27	F31A8-44581	BOLT	2	
28	24459-42391	PIN	2	
-	D1634-02	PIN	2	
29	214K0-82701	PIN	2	
-	D1634-01	PIN	2	
30	F31A8-44581	NUT	4	
31	S1400-00018	NUT	4	
32	S2200-03040	PIN, COTTER	4	
33	S0823-45751	LEAF CHAIN(STD) H=VM300	2	VM31A
-	S0834-45751	LEAF CHAIN(STD) H=VM300	2	VM36A

Fig.63

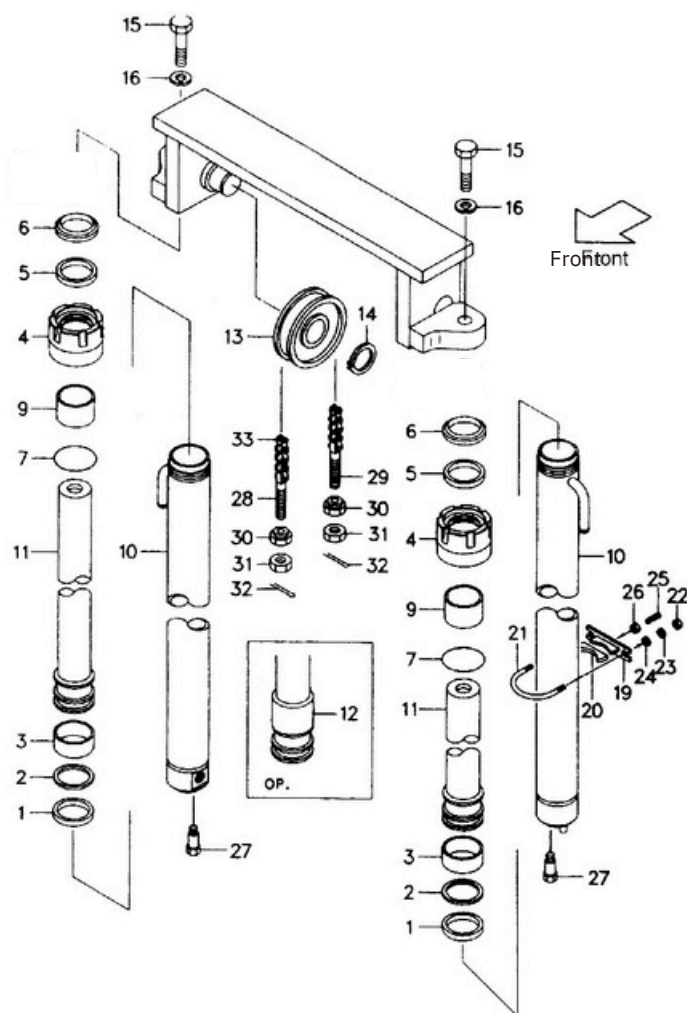
Fig.63 LIFT CYLINDER [VM41A]



Item No.	Part No.	Description	Req'd	Remarks: Serial No.
A	F38A8-40001	LIFT CYLINDER ASSY (STD)H=VM300(INC.1-12)	2	See OP. Parts
1	22439-43711	PACKING 63X53X6	2	
2	23238-40141	RING 63X20X2.5	2	
3	24238-42031	WEARING 63X53X3	2	
4	GCQ063TU-01	CAP	2	
5	D28B8-42611	PACKING 45X55X6	2	
6	AR2633G5	SEAL 45X57X7/10	2	
7	Z6003-06303	O-RING 63X3.1	2	
9	Z2113-04530	BUSHING 4530	2	
10	GCQ063TU.1-00	TUBE(STD)H=VM300	2	
11	GCQ060TU-01	PISTON ROD(STD)H=VM300	2	
12	GCQ063TU-03-50	SPACER	2	VM400-500=1
	GCQ063TU-03-100	SPACER	2	VM550,600=2
13	F31A8-43501	SEAVE	2	
14	S2100-00040	SNAP RING	2	
15	S1106-14040	BOLT	2	
16	S2010-00014	WASHER	2	
17	F21A8-22011	SHIM T=0.2	AR	
18	F21A8-22071	SHIM T=0.5	AR	
19	F31A8-42181	SUPPORT	2	
20	F31A8-42411	RUBBER	2	
21	F36A8-42552	U-BOLT	2	
22	S1400-00010	NUT	4	
23	S2000-00010	WASHER	4	
24	S2010-20010	WASHER	4	
25	S2000-20010	PLUG	2	
26	S1400-00010	NUT	2	

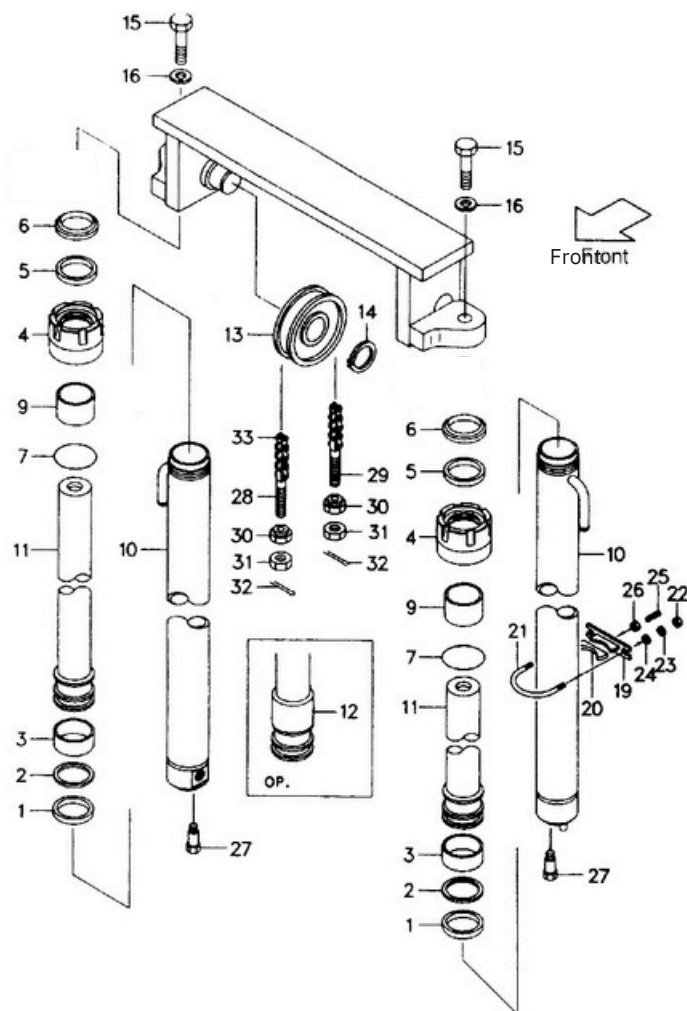
Fig.63

Fig.63 LIFT CYLINDER [VM41A]



Item No.	Part No.	Description	Req'd	Remarks: Serial No.
27	F31A8-44581	BOLT	2	
28	D1634-02	PIN	2	
29	D1634-01	PIN	2	
30	F31A8-44581	NUT	4	
31	S1400-00018	NUT	4	
32	S2200-03040	PIN, COTTER	4	
33	S0834-45771	LEAF CHAIN(STD) H=VM300	2	

Fig.63 LIFT CYLINDER [VM41A]

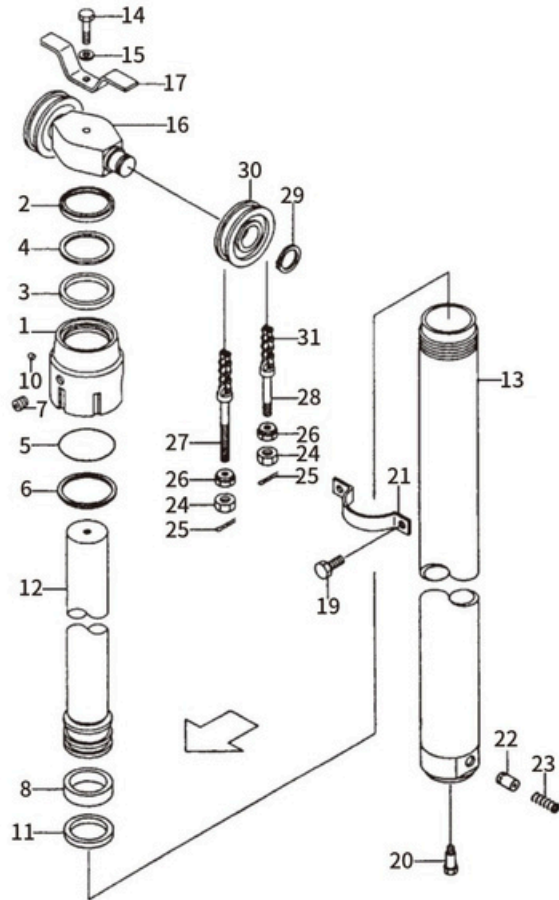


<Optional Parts>

Item No.	A	10	11	33
Lift Height	LIFT CYLINDER ASS'Y	TUBE	PISTON ROD	LEAF CHAIN
VM200	F38A8-40011	S34F8-40211	S14J8-40811	S0834-45591
VM225	F38A8-40021	S34F8-40221	S14J8-40821	S0834-45631
VM250	F38A8-40031	S34F8-40231	S14J8-40831	S0834-45691
VM270	F38A8-40041	S34F8-40241	S14J8-40841	S0834-45731
VM275	F38A8-40051	S34F8-40251	S14J8-40851	S0834-45731
VM300	(STD)	(STD)	(STD)	(STD)
VM325	F38A8-40061	S34F8-40261	S14J8-40861	S0834-45831
VM330	F38A8-40071	S34F8-40271	S14J8-40871	S0834-45851
VM350	F38A8-40081	S34F8-40281	S14J8-40881	S0834-45871
VM366	F38A8-40091	S34F8-40291	S14J8-40891	S0834-45911
VM370	F38A8-40101	S34F8-40301	S14J8-40901	S0834-45931
VM375	F38A8-40111	S34F8-40311	S14J8-40911	S0834-45931
VM400	F38A8-40121	S34F8-40321	S14J8-40921	S0834-45991
VM425	F38A8-40131	S34F8-40331	S14J8-40931	S0834-46051
VM450	F38A8-40141	S34F8-40341	S14J8-40941	S0834-46071
VM475	F38A8-40151	S34F8-40351	S14J8-40951	S0834-46151
VM500	F38A8-40161	S34F8-40361	S14J8-40961	S0834-46191
VM550	F38A8-40171	S34F8-40371	S14J8-40971	S0834-46311
VM600	F38A8-40181	S34F8-40381	S14J8-40981	S0834-46411

Fig.64

Fig.64 LIFT CYLINDER (FRONT) [VFM21A]



Item No.	Part No.	Description	Req'd	Remarks:Serial No.
A	F21A0-50101	LIFT CYLINDER ASS'Y (STD)H=VFM300(Inc.1-13,22,23)	1	See OP.Parts
1	GCQ090TU-01	CAP	1	
2	23650-82111	SEAL 75*89*8/11	1	
3	GCQ090TU-02	PACKING 96*91*1.5	1	
4	23650-82131	RING 85*75*3	1	
5	Z6002-09503	O-RING 95*3.1	1	
6	Z2114-07530	RING 75*30	1	
7	B8032-05006	PLUG M5*6	1	
8	73720-43208	WEARING	1	
10	Q70B0-82141	PLUG, nylon	1	
11	53658-42011	PISTON RING	1	
12	GCQ090TU.1-00	PISTON ROD (STD)H=VFM300	1	
13	GCQ090TU.2-00	TUBE(SED) H=VFM300	1	
14	S1106-16070	BOLT	1	
15	S2010-00016	WASHER	1	
16	F31A0-82501	PISTON HEAD	1	
17	F31A0-82681	STOPPER	1	
19	S1106-10018	BOLT	2	
20	F31A0-82831	BOLT	1	
21	F21A0-82651	SUPPORT	1	
22	23650-48341	PISTON	1	
23	D01D8-42081	SPRING	1	
24	S1400-00018	NUT M18X1.5	6	
25	S2200-03040	PIN, cotter 3.2X40	4	
26	22198-40192G	NUT M18X1.5	4	
27	52672-72231	PIN	2	
28	23500-82001	PIN	2	

Fig.64 LIFT CYLINDER (FRONT) [VFM21A]

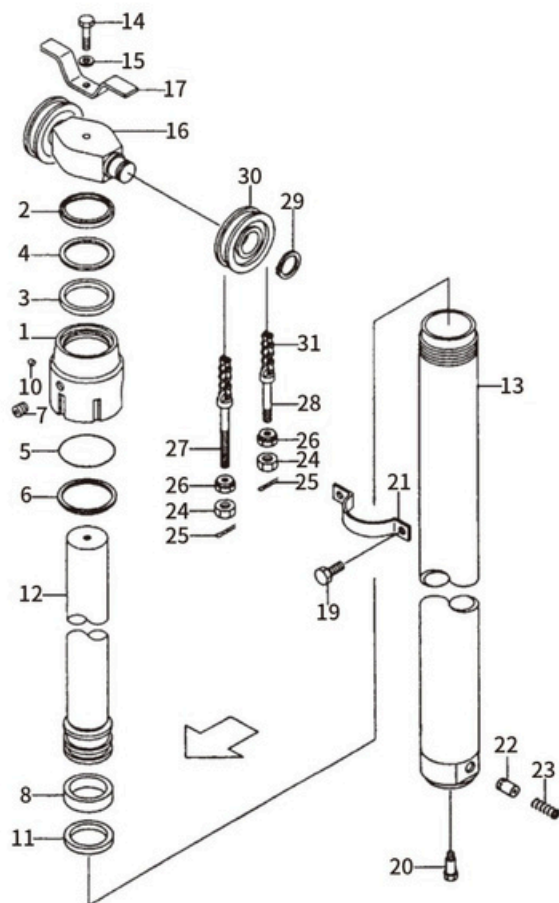
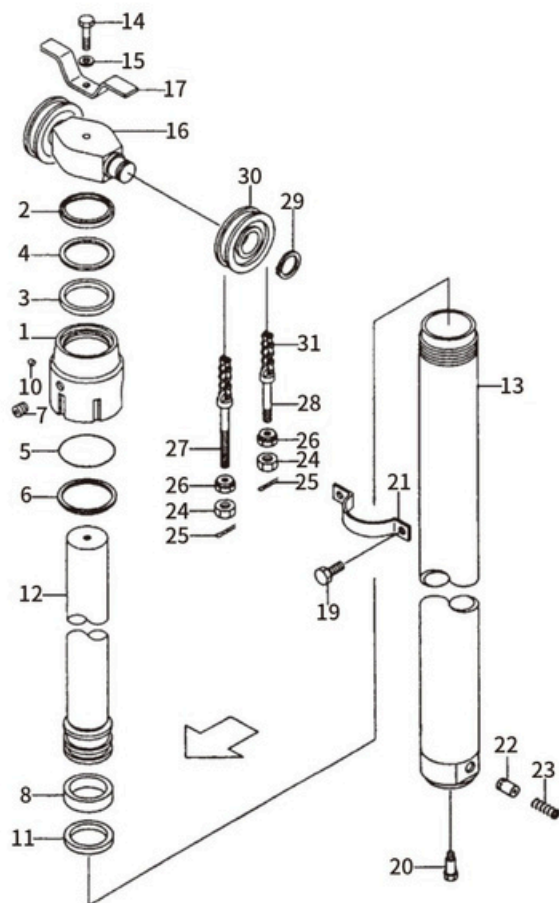


Fig.64

Item No.	Part No.	Description	Req'd	Remarks:Serial No.
29	S2100-00045	SNAP RING	2	VFM21E
30	F31A8-43501	SHEAVE	2	
31	S0634-45791	LEAF CHAIN(STD)H=VFM300	2	

Fig. 64 LIFT CYLINDER (FRONT) [VFM21A]



<Optional Parts>

Item No.	A	12	13	31
Lift Height	LIFT CYLINDER ASS'Y	TUBE	PISTON ROD	LEAF CHAIN
VFM200	F21A0-50111a	S29F0-50311	S14A0-50511	S0634-45611
VFM225	F21A0-50121a	S29F0-50321	S14A0-50521	S0634-45671
VFM250	F21A0-50131a	S29F0-50331	S14A0-50531	S0634-45711
VFM270	F21A0-50141a	S29F0-50341	S14A0-50541	S0634-45771
VFM275	F21A0-50151a	S29F0-50351	S14A0-50551	S0634-45791
VFM300	(STD)	(STD)	(STD)	(STD)
VFM325	F21A0-50161a	S29F0-50361	S14A0-50561	S0634-45891
VFM330	F21A0-50171a	S29F0-50371	S14A0-50571	S0634-45911
VFM350	F21A0-50181a	S29F0-50381	S14A0-50581	S0634-45951
VFM370	F21A0-50191a	S29F0-80261	S14A0-50601	S0634-45991
VFM375	F21A0-50211a	S29F0-50411	S14A0-50611	S0634-46011
VFM400	F21A0-50221a	S29F0-50421	S14A0-50621	S0634-46111
VFM425	F21A0-50231a	S29F0-50431	S14A0-50631	S0634-46171
VFM450	F21A0-50241a	S29F0-50441	S14A0-50641	S0634-46231
VFM475	F21A0-50251a	S29F0-50451	S14A0-50651	S0634-46311
VFM500	F21A0-50261a	S29F0-50461	S14A0-50661	S0634-46371
VFM550	F21A0-50271a	S29F0-50471	S14A0-50671	S0634-46531
VFM600	F21A0-50281a	S29F0-50481	S14A0-50681	S0634-46651

Fig.65 LIFT CYLINDER (FRONT) [VFM31A] [VFM36A] [VFM41A]

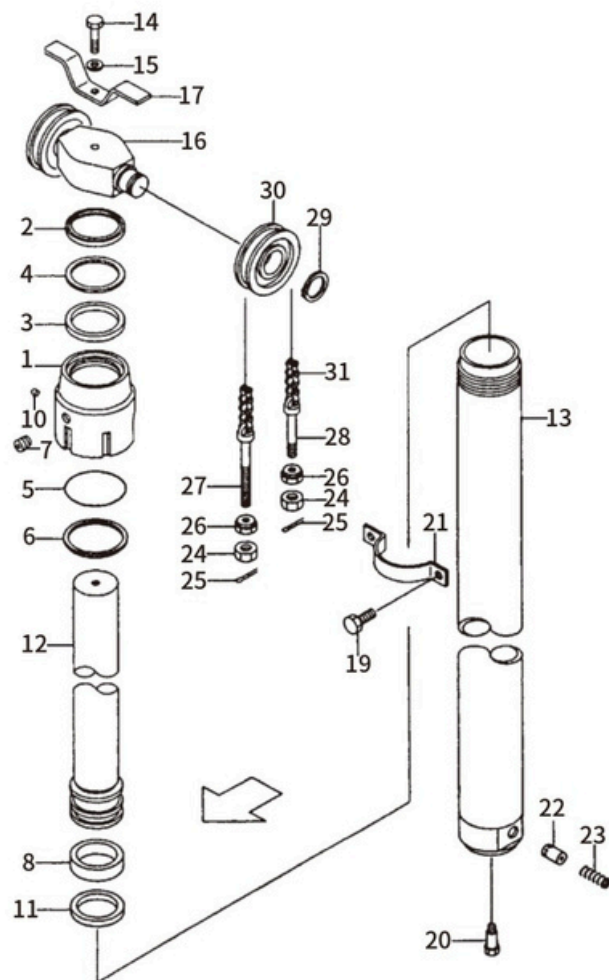


Fig.65

Item No.	Part No.	Description	Req'd	Remarks:Serial No.
A	F31A0-50101	LIFT CYLINDER ASS'Y (STD)H=VFM300(Inc.1-13,22,23)	1	See OP.Parts
1	GCQ100TU-01	CAP	1	
2	24450-82231	SEAL 70*84*8/11	1	
3	24450-82241	PACKING 80*75*1.25	1	
4	24450-82251	RING 70*80*3	1	
5	C0036A8	O-RING	1	
6	Z2114-08540	RING 70*80*6	1	
7	B8032-06006	PLUG M5*6	1	
8	23878-52101	WEARING 80*75*20	1	
10	Z6700-006	PLUG, nylon	1	
11	54458-42011	PISTON RING	1	
12	GCQ100TU.1-00	PISTON ROD (STD)H=VFM300	1	
13	GCQ100TU.2-00	TUBE(SED) H=VFM300	1	
14	S1106-16070	BOLT	1	
15	S2010-00016	WASHER	1	
16	F31A0-82501	QISTON HEAD	1	
17	F31A0-82681	STOPPER	1	
19	S1106-10018	BOLT	2	
20	F31A0-82831	BOLT	1	
21	F31A0-82411	SUPPORT	1	
22	20030-48341	PISTON	1	
23	24389-46021	SPRING	1	
24	S1400-00018	NUT M18X1.5	6	
25	S2200-03040	PIN, cotter	4	
26	22198-40192G	NUT M18X1.5	4	
27	24459-42391	PIN	2	
28	D28B8-42531	PIN	2	

Fig.65 LIFT CYLINDER (FRONT) [VFM31A] [VFM36A] [VFM41A]

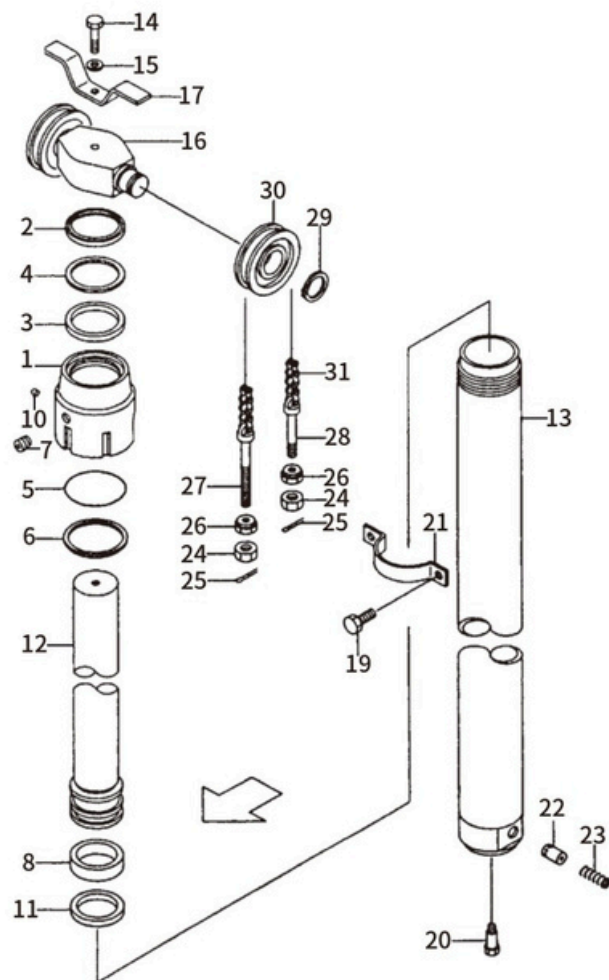


Fig.65

Item No.	Part No.	Description	Req'd	Remarks:Serial No.
29	S2100-00040	SNAP RING	2	
30	F31A8-43501	SHEAVE	2	
31	S1823-45611	LEAF CHAIN(STD)H=VFM300	2	VFM31E
-	S0834-45651	LEAF CHAIN(STD)H=VFM300	2	VFM36E,VFM41E

Fig.65 LIFT CYLINDER (FRONT) [VFM31A] [VFM36A] [VFM41A]

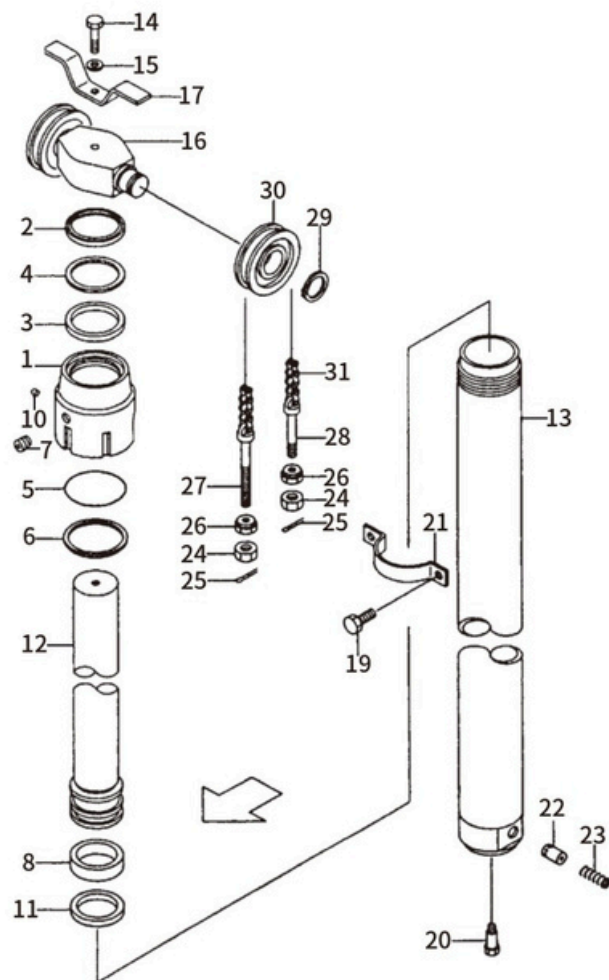


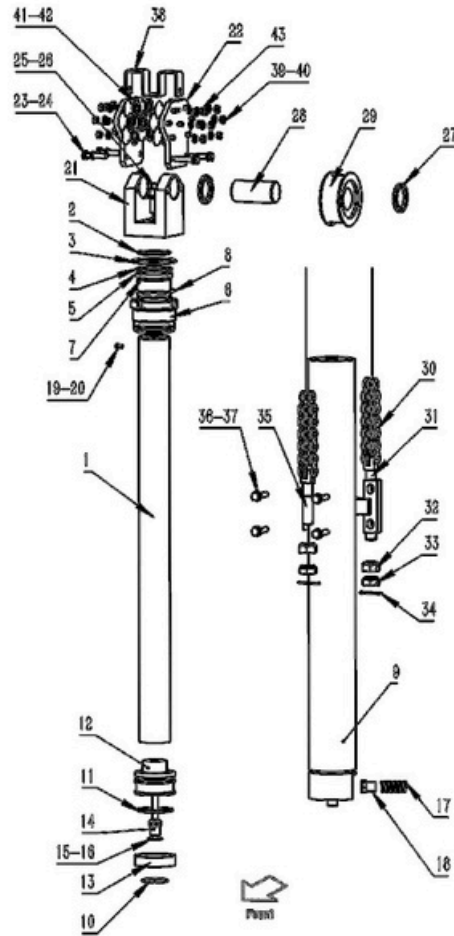
Fig.65

<Optional Parts>

Item No.	A	12	13	31
Lift Height	LIFT CYLINDER ASS'Y	TUBE	PISTON ROD	LEAF CHAIN
VFM200	F31A0-50111a	S14J0-50511	S29L0-50311	S0823-45451
VFM225	F31A0-50121a	S14J0-50521	S29L0-50321	S0823-45511
VFM250	F31A0-50131a	S14J0-50531	S29L0-50331	S0823-45531
VFM270	F31A0-50141a	S14J0-50541	S29L0-50341	S0823-45571
VFM275	F31A0-50151a	S14J0-50551	S29L0-50351	S0823-45591
VFM300	(STD)	(STD)	(STD)	(STD)
VFM325	F31A0-50161a	S14J0-50561	S29L0-50361	S0823-45651
VFM330	F31A0-50171a	S14J0-50571	S29L0-50371	S0823-45671
VFM350	F31A0-50181a	S14J0-50581	S29L0-50381	S0823-45711
VFM370	F31A0-50191a	S14J0-50601	S29L0-80261	S0823-45731
VFM375	F31A0-50511a	S14J0-50611	S29L0-50411	S0823-45751
VFM400	F31A0-50521a	S14J0-50621	S29L0-50421	S0823-45831
VFM425	F31A0-50531a	S14J0-50631	S29L0-50431	S0823-45871
VFM450	F31A0-50541a	S14J0-50641	S29L0-50441	S0823-45931
VFM475	F31A0-50551a	S14J0-50651	S29L0-50451	S0823-45971
VFM500	F31A0-50561a	S14J0-50661	S29L0-50461	S0823-46031
VFM550	F31A0-50571a	S14J0-50671	S29L0-50471	S0823-46151
VFM600	F31A0-50581a	S14J0-50681	S29L0-50481	S0823-46251

Fig.66

Fig.66 LIFT CYLINDER (FRONT) [VF S M21A] [VF S M31A]



Item No.	Part No.	Description	Req'd	Remarks:Serial No.
1	GCQ085TU-01	PISTON ROD	1	See OP. Parts
2	AR3381G5	RING	1	
3	Z6003-09003	O-RING	1	
4	D50W8-52221	BLOCK	1	
5	FU0810F0	RING	1	
6	GCQ085DL3-02	CAP	1	
7	Z2114-06535	BEARING	1	
8	Z6053-07753	O-RING	1	
9	GCQ085TU.1-00	TUBE	1	
10	GCQ085HST-05	RING	1	
11	PT03B0850-T46N	SPCO-RING	1	
12	HRD26Z0516A	PISON	1	
13	22518-45141	SUPPORT RING	1	
14	D0W00.2-00	VALVE ASS'Y	1	
15	GCQ075BX-05	BLOCK	1	
16	B0652-00022	RING	1	
17	D01D8-42081	SPRING	1	
18	20030-48341	SPOOL	1	
19	B8032-05006	SCREW	1	
20	Q70B0-82141	SPACER	1	
21	F31A0-81111c	PISTON HEAD	1	
22	F31A0-81001d	PULLEY FRAME	2	
23	S1106-12035	BOLT	1	
24	S2010-00012	WASHER	1	
25	S1100-16040	BOLT	1	
26	S2010-00016	WASHER	1	
27	F31A8-72041	SNAP RING	2	
28	F31A8-72001b	SHAFT PIN	1	
29	782309TU-00	SHEAVE	1	

Fig.66 LIFT CYLINDER (FRONT) [VF S M21A] [VF S M31A]

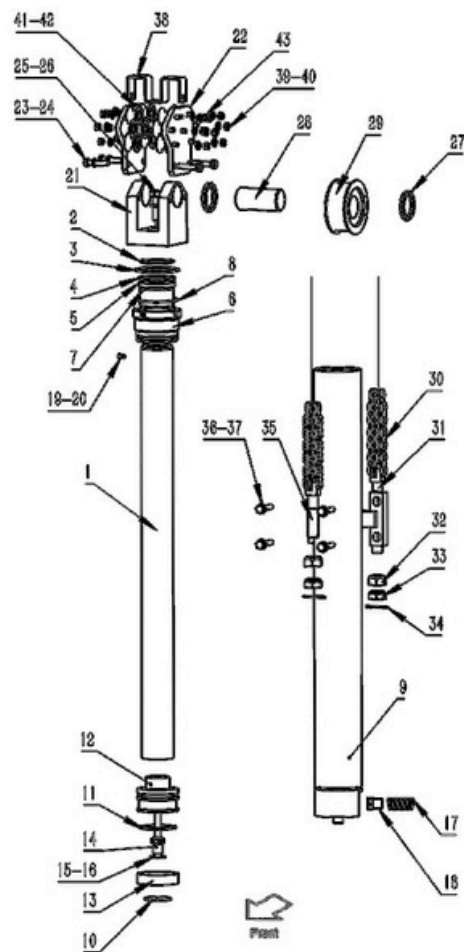
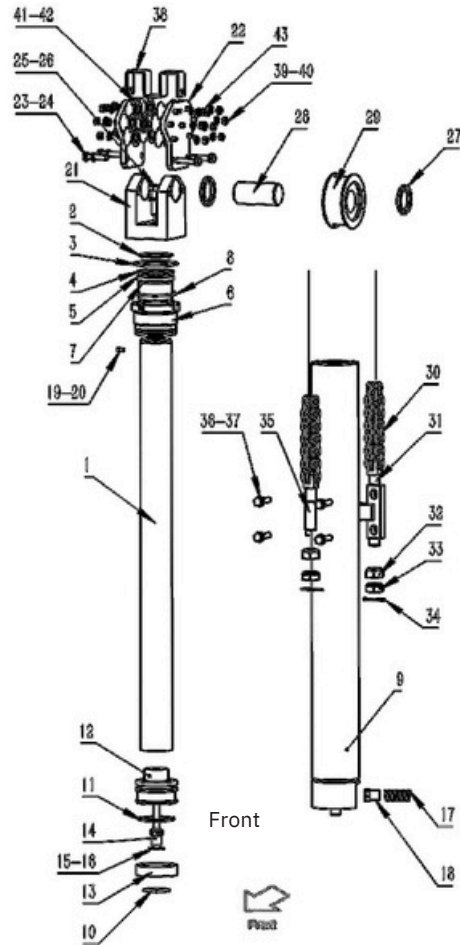


Fig.66

Item No.	Part No.	Description	Req'd	Remarks: Serial No.
30	S1644-45631	LEAF CHAIN (H=VF5M435)	1	See OP. Parts
31	LH1644-HR-00-15	PIN	1	
32	23818-30271	NUT	2	
33	S1400-10022	NUT	2	
34	S2200-32014	PIN, cotter	2	
35	LH1644-HR-00-14	PIN	1	
36	F31A8-72001b	BOLT	4	
37	S2010-00012	WASHER	4	
38	F31A0-82711a	CHAIN BOARD	1	
39	S1400-10008	NUT	14	
40	S2010-00008	WASHER	16	
41	P3130-12211	BOLT	14	
42	P3130-12201a	PULLEY	14	
43	S1106-08015	BOLT	2	

Fig.66 LIFT CYLINDER (FRONT) [VF S M21A] [VF S M31A]



<Optional Parts>

Item No.	9	30
Lift Height	TUBE	LEAF CHAIN
VFSM360	F31A7-80011	S1644-45571
VFSM400	F31A7-80021	S1644-45631
VFSM435	(STD)	(STD)
VFSM450	F31A7-80111	S1644-45691
VFSM470	F31A7-80121	S1644-45731
VFSM500	F31A7-80041	S1644-45771
VFSM540	F31A7-80051	S1644-45811
VFSM550	F31A7-80061	S1644-45831
VFSM600	F31A7-80071	S1644-45911
VFSM650	F31A7-80081	S1644-45991
VFSM700	F31A7-80091	S1644-46091
VFSM750	F31A7-80101	S1644-46151

Fig.67 LIFT CYLINDER (FRONT) [V F SM41A]

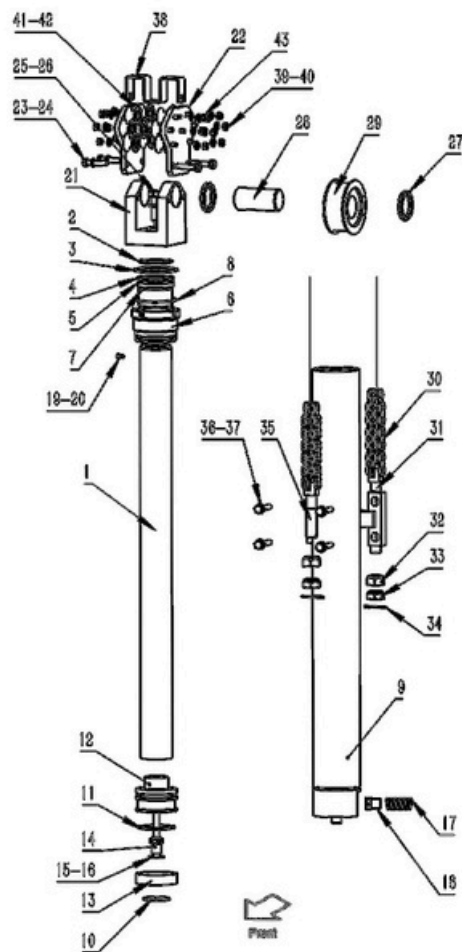
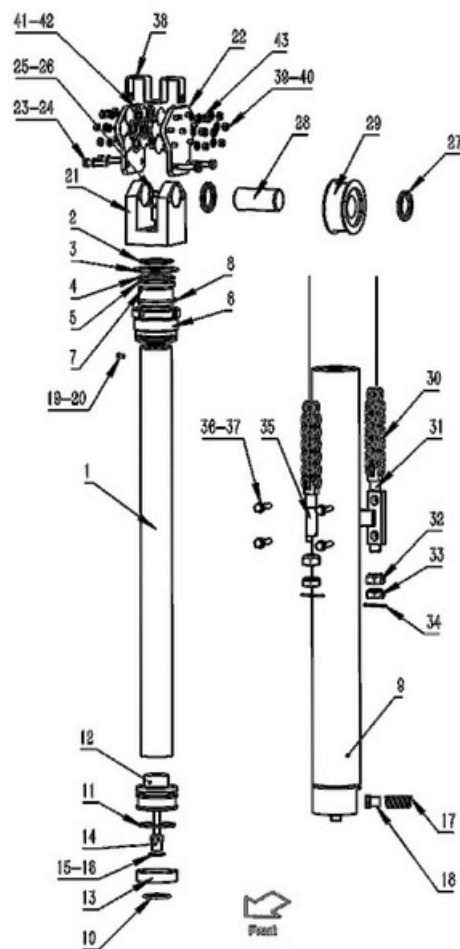


Fig.67

Item No.	Part No.	Description	Req'd	Remarks:Serial No.
1	GCQ085TU-01	PISTON ROD	1	See OP. Parts
2	AR3381G5	RING	1	
3	Z6003-09003	O-RING	1	
4	D50W8-52221	BLOCK	1	
5	FU0810F0	RING	1	
6	GCQ085DL3-02	CAP	1	
7	Z2114-06535	BEARING	1	
8	Z6053-07753	O-RING	1	
9	GCQ085TU2.1-00	TUBE	1	
10	GCQ085HST-05	RING	1	
11	PT03B0850-T46N	SPCO-RING	1	
12	HRD26Z0516A	PISON	1	
13	22518-45141	SUPPORT RING	1	
14	D0W00.2-00	VALVE ASS'Y	1	
15	GCQ075BX-05	BLOCK	1	
16	B0652-00022	RING	1	
17	D01D8-42081	SPRING	1	
18	20030-48341	SPOOL	1	
19	B8032-05006	SCREW	1	
20	Q70B0-82141	SPACER	1	
21	F38A0-81111	PISTON HEAD	1	
22	F38A0-81001a	PULLEY FRAME	2	
23	S1106-12035	BOLT	1	
24	S2010-00012	WASHER	1	
25	S1100-16040	BOLT	1	
26	S2010-00016	WASHER	1	
27	F38A7-72041	SNAP RING	2	
28	F38A8-72001a	SHAFT PIN	1	
29	782414TU-00	SHEAVE	1	

Fig.67

Fig.67 LIFT CYLINDER (FRONT) [VF SM41A]



Item No.	Part No.	Description	Req'd	Remarks:Serial No.
30	S1666-45671	LEAF CHAIN (H=VF5M435)	1	See OP. Parts
31	LH1666-45XX1-01	PIN	1	
32	26A1748	NUT	2	
33	S1400-10024	NUT	2	
34	S2200-32014	PIN,cotter	2	
35	LH1666-45XX1-02	PIN	1	
36	S1106-12040	BOLT	4	
37	S2010-00012	WASHER	4	
38	F38A0-82711	CHAIN BOARD	1	
39	S1400-10008	NUT	14	
40	S2010-00008	WASHER	16	
41	P3130-12211	BOLT	14	
42	P3130-12201a	PULLEY	14	
43	S1106-08015	BOLT	2	

Fig.67 LIFT CYLINDER (FRONT) [VFSM41A]

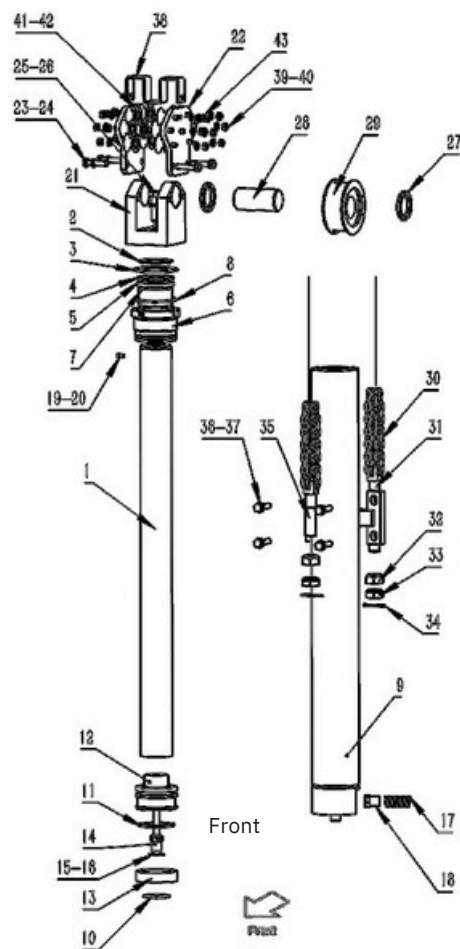


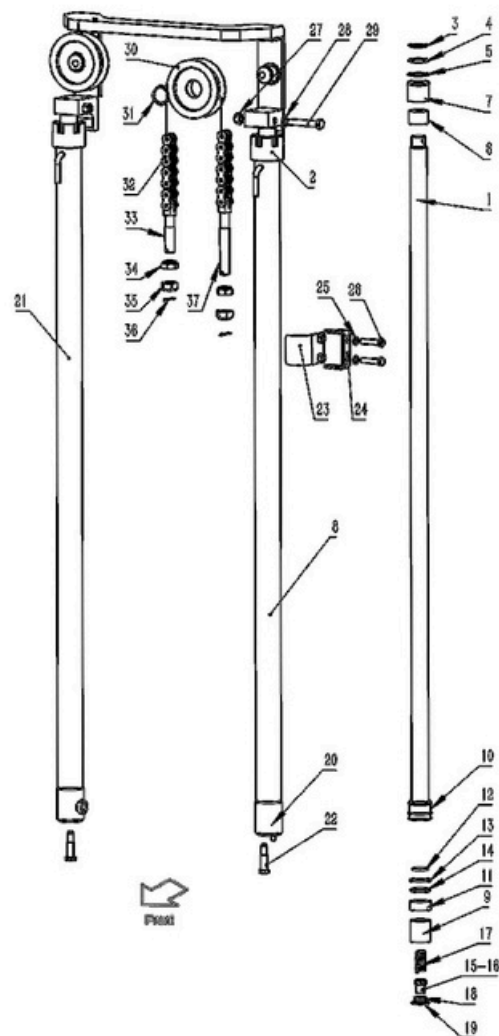
Fig.67

<Optional Parts>

Item No.	9	30
Lift Height	TUBE	LEAF CHAIN
VFSM360	F38A7-80011	S1666-45571
VFSM400	F38A7-80021	S1666-45631
VFSM435	(STD)	(STD)
VFSM450	F38A7-80111	S1666-45691
VFSM470	F38A7-80121	S1666-45731
VFSM500	F38A7-80041	S1666-45771
VFSM540	F38A7-80051	S1666-45811
VFSM550	F38A7-80061	S1666-45831
VFSM600	F38A7-80071	S1666-45911
VFSM650	F38A7-80081	S1666-45991
VFSM700	F38A7-80091	S1666-46091
VFSM750	F38A7-80101	S1666-46151

Fig.68

Fig.68 LIFT CYLINDER (REAR) [VFSM21A]



Item No.	Part No.	Description	Req'd	Remarks:Serial No.
1	REF104040	PISTON ROD	2	See OP. Parts
2	234A8-42501	CAP	2	
3	23650-83581	RING	2	
4	23650-83582	U-RING	2	
5	214A8-42571	O-RING	2	
6	Z2113-04030	BEARING	2	
7	234A8-42511	BUSHING	2	
8	REF108518	TUBE R.H (STD)H=VFHM435	1	
9	23650-83561	SLEEVE	2	
10	D20B8-42371	PISON	2	
11	27970-53141	RING	2	
12	D20B8-42381	RING	2	
13	REF340216	BLOCK	2	
14	23650-83521	U-RING	2	
15	H22N0-87041	VALVE BUSH	1	
16	H22N0-87051	SPOOL	1	
17	REF339431	SPRING	1	
18	H22N0-87061	SPRING SEAT	1	
19	Z6004-04003	O-RING	1	
20	53658-43041	BASE	1	
21	REF108517	TUBE L.H (STD)H=VFHM435	1	See OP. Parts
22	F31A8-42581	BOLT	2	
23	F21A7-42561	DEAD PLATE	2	
24	F21A7-42551	DEAD PLATE ASS'Y	2	
25	S2010-00012	WASHER	4	
26	S1106-12050	BOLT	4	

Fig.68 LIFT CYLINDER (REAR) [VFSM21A]

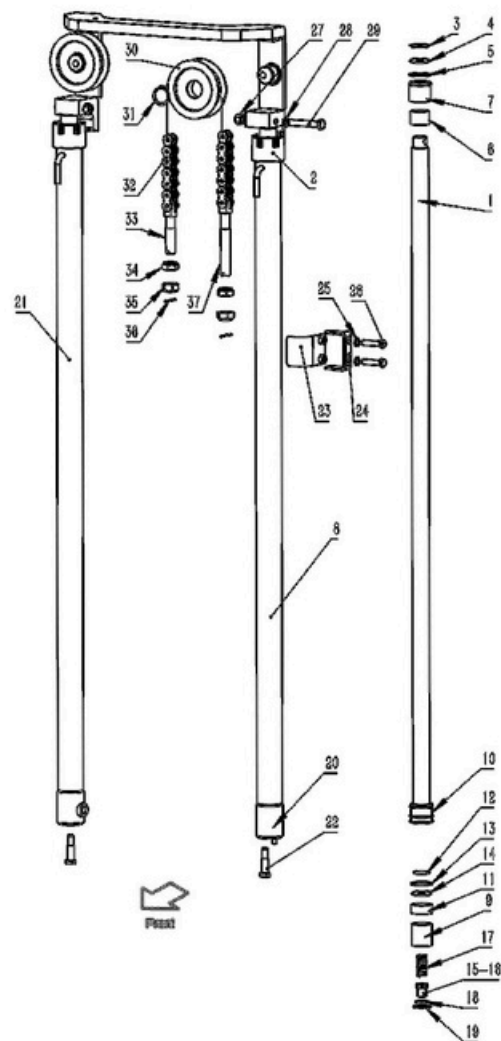


Fig.68

Item No.	Part No.	Description	Req'd	Remarks:Serial No.
27	F31A8-42551	NUT	2	See OP. Parts
28	F31A8-44561	WASHER	2	
29	S2010-20010	BOLT	2	
30	F31A8-43501	SEAVE	2	
31	S2100-00040	SNAP RING	2	
32	S0634-45951	LEAF CHAIN (STD)H=VFSM435	2	
33	52672-72271	PIN	2	
34	22198-40192G	NUT	4	
35	S1402-10018	NUT	8	
36	S2200-03040	PIN,cotter	4	
37	23500-82001	PIN	2	

Fig.68 LIFT CYLINDER (REAR) [VFSM21A]

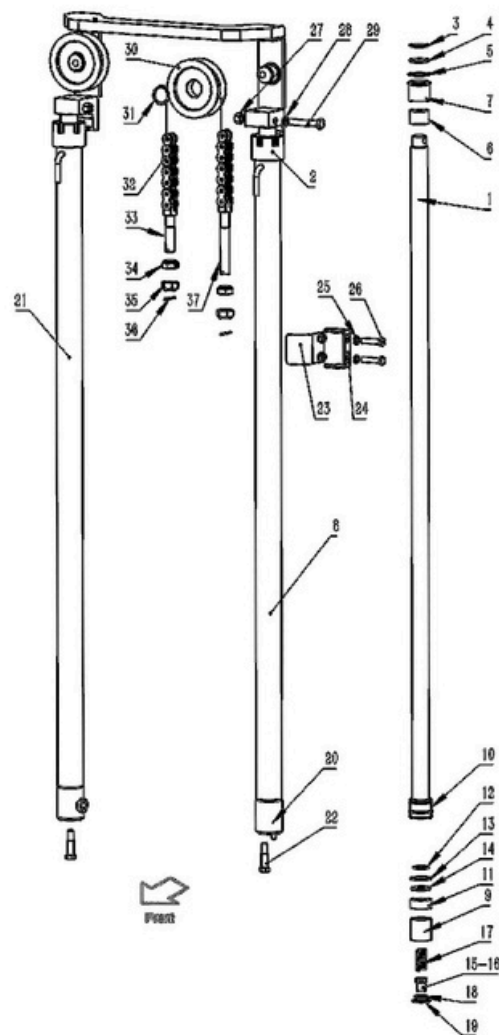


Fig.68

<Optional Parts>

Item No.	8	21	32
Lift Height	TUBE R.H	TUBE L.H	LEAF CHAIN
VFSM360	F21A0-81211	F21A0-81011	S0634-45831
VFSM400	F21A0-81221	F21A0-81021	S0634-45891
VFSM435	(STD)	(STD)	(STD)
VFSM470	F21A0-81823	F21A0-81023	S0634-46011
VFSM500	F21A0-81241	F21A0-81041	S0634-46091
VFSM540	F21A0-81251	F21A0-81051	S0634-46171
VFSM550	F21A0-81261	F21A0-81061	S0634-46171
VFSM600	F21A0-81271	F21A0-81071	S0634-46271
VFSM650	F21A0-81281	F21A0-81081	S0634-46391
VFSM700	F21A0-81291	F21A0-81091	S0634-46511
VFSM750	F21A0-81301	F21A0-81101	S0634-46591

Fig.69 LIFT CYLINDER (REAR) [VF3M31A]

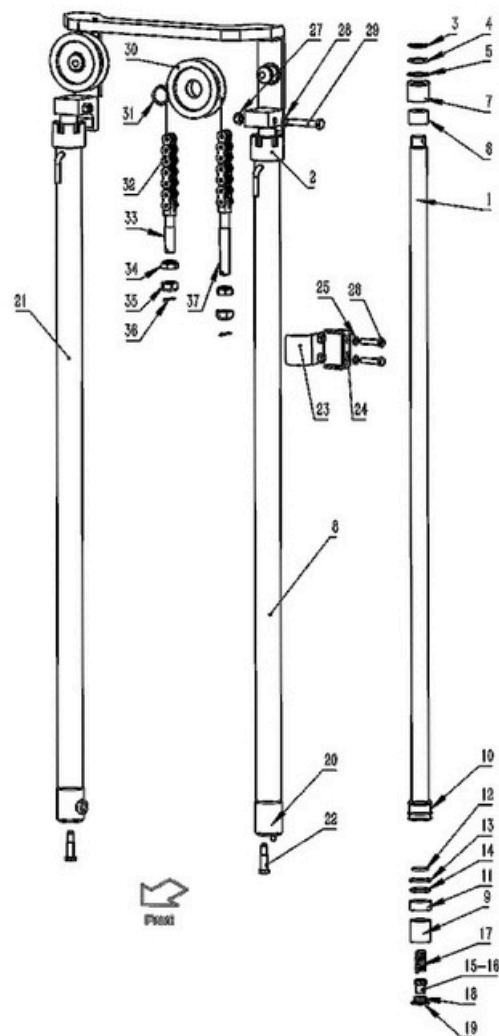
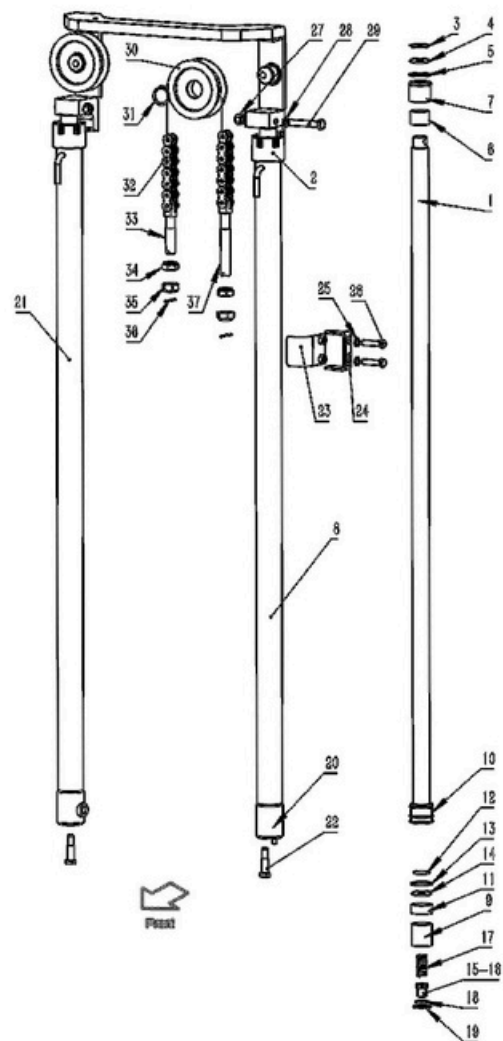


Fig.69

Item No.	Part No.	Description	Req'd	Remarks:Serial No.
1	GCQ056TU4-01	PISTON ROD	2	
2	30CD710000-01	CAP	2	
3	24459-42271	RING	2	
4	D28B8-42611	U-RING	2	
5	Z6003-06803	O-RING	2	
6	Z2113-04030	BEARING	2	
7	H26A8-42011	BUSHING	1	
8	GCQ056TU4.1 -00R	TUBE R.H (STD)H=VFHM435	2	See OP. Parts
9	GCQ060TU2-04	SLEEVE	2	
10	D20B8-42371	PISON	2	
11	27970-53141	RING	2	
12	D20B8-42381	RING	2	
13	24459-42291	BLOCK	2	
14	23650-83521	U-RING	1	
15	H22N0-87041	VALVE BUSH	1	
16	H22N0-87051	SPOOL	1	
17	53658-43031	SPRING	1	
18	H22N0-87061	SPRING SEAT	1	
19	Z6004-04004	O-RING	1	
20	H22N0-87071	BASE	1	
21	GCQ056TU4.1 -00L	TUBE L.H (STD)H=VFHM435	1	See OP. Parts
22	F31A8-42581	BOLT	2	
23	F21A7-42561	DEAD PLATE	2	
24	F21A7-42551	DEAD PLATE	2	
25	S2010-00012	ASS'Y WASHER	4	
26	S1106-12050	BOLT	4	
27	S1400-10014	NUT	2	

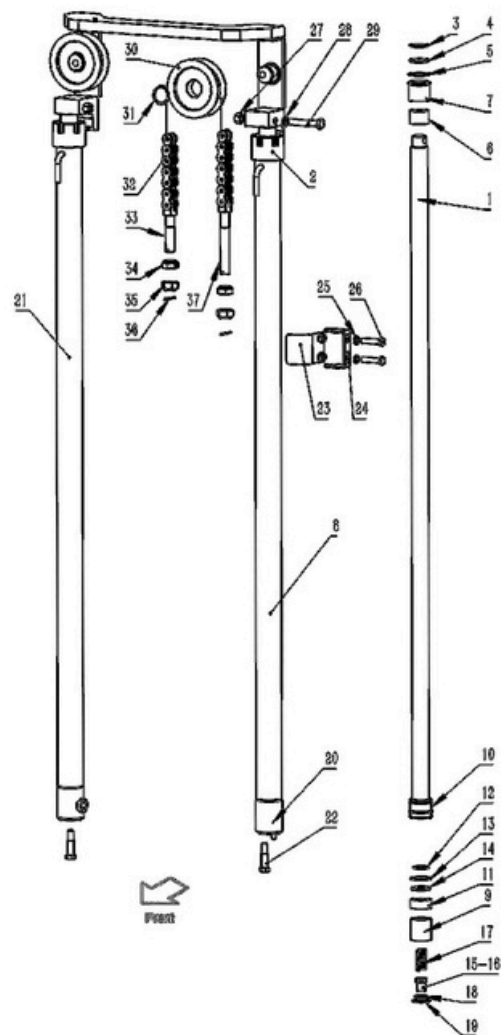
Fig.69

Fig.69 LIFT CYLINDER (REAR) [VF3M31A]



Item No.	Part No.	Description	Req'd	Remarks: Serial No.
28	S2010-00014	WASHER	2	See OP. Parts
29	S1106-14080	BOLT	2	
30	F31A8-43501	SEAVE	2	
31	S2100-00040	SNAP RING	2	
32	S0823-45751	LEAF CHAIN (STD)H=VFHM435	2	
33	24459-42391	PIN	2	
34	22198-40192G	NUT	4	
35	S1402-10018	NUT	8	
36	S2200-03040	PIN, cotter	2	
37	215K0-82701	PIN	2	

Fig.69 LIFT CYLINDER (REAR) [VFSM31A]

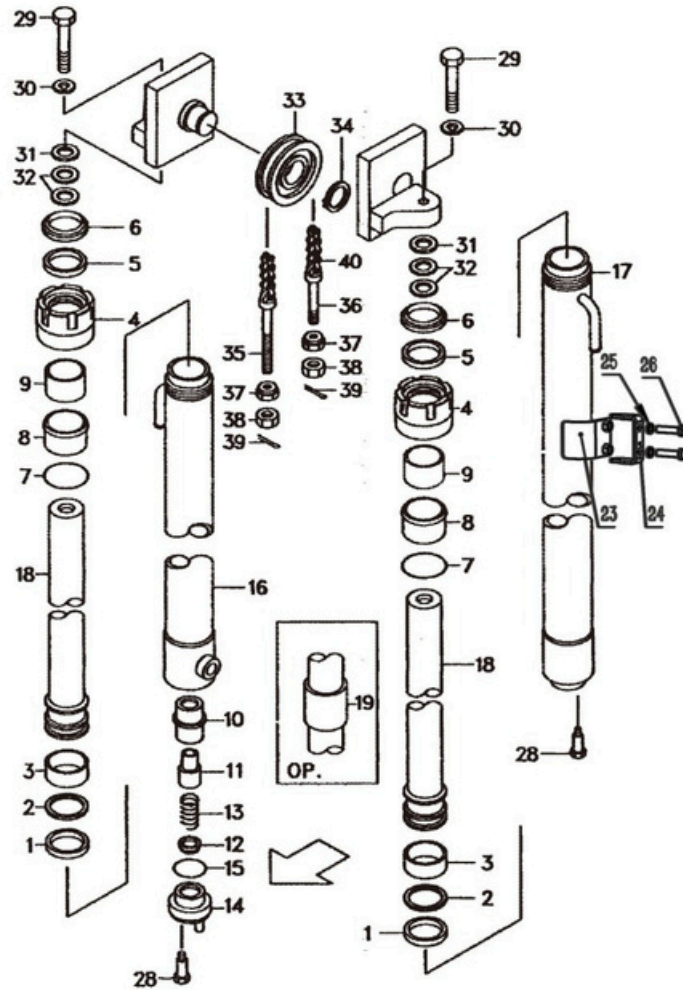


<Optional Parts>

Item No.	8	21	32
Lift Height	TUBE R.H	TUBE L.H	LEAF CHAIN
VFSM360	S34F0-81211	S34F0-81011	S0823-45671
VFSM400	S34F0-81221	S34F0-81021	S0823-45711
VFSM435	(STD)	(STD)	(STD)
VFSM470	S34F0-81231	S34F0-81031	S0823-45811
VFSM500	S34F0-81241	S34F0-81041	S0823-45851
VFSM540	S34F0-81251	S34F0-81051	S0823-45911
VFSM550	S34F0-81261	S34F0-81061	S0823-45931
VFSM600	S34F0-81271	S34F0-81071	S0823-45991
VFSM650	S34F0-81281	S34F0-81081	S0823-46071
VFSM700	S34F0-81301	S34F0-81091	S0823-46171
VFSM750	S34F0-81281	S34F0-81101	S0823-46231

Fig.70

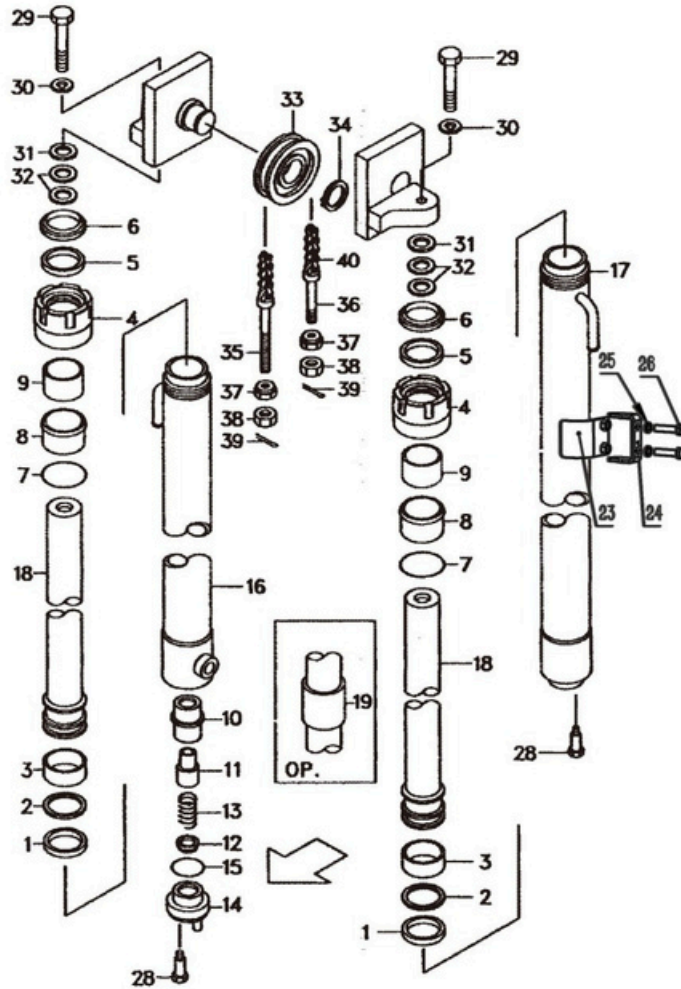
Fig.70 LIFT CYLINDER (REAR) [VFMS41A]



Item No.	Part No.	Description	Req'd		Remarks:Serial No.
			R.H.	L.H.	
A	F38A7-91603	LIFT CYLINDER R.H. ASS'Y (STD) H=VFMS435 (Inc.1-19)	1		See OP.Parts VFMS36E,VFMS41E
-	F38A0-81803	LIFT CYLINDER L.H. ASS'Y (STD) H=VFMS435 (Inc.1-19)		1	See OP.Parts VFMS36E,VFMS41E
1	GCQ060DL4-14	PACKING	1	1	
2	22658-52301	RING	1	1	
3	HRD10K0506-10	WEARING 60X55X20	1	1	
4	GCQ060TLF2.3-01	CAP	1	1	
5	24459-42271	PACKING	1	1	
6	D28B8-42611	SEAL	1	1	
7	C00208A	O-RING	1	1	
8	D20B8-52055	SLEEVE	1	1	
9	Z2113-04530	BUSHING	1	1	
10	H22N0-87061	SLEEVE	1		
11	H22N0-87051	PISTON	1		
12	H22N0-87041	CHECK	1		
13	S3658-43031	SPRING	1		
14	53658-43041	PLUG	1		
15	Z6003-04004	O-RING	1		
16	Q060TU2.1-00	TUBE R.H. (STD)H=VFMS435	1		See OP.Parts VFMS36E,VFMS41E
17	Q060-TU2.Z-00	TUBE L.H. (STD)H=VFMS435		1	See OP.Parts VFMS36E,VFMS41E
18	GCQ060TU2-01	PISTON ROD ASS'Y (STD) H=VFMS435	1	1	See OP.Parts VFMS36E,VFMS41E
19	TZT-45	SPACER	1	1	See OP.Parts

Fig.70

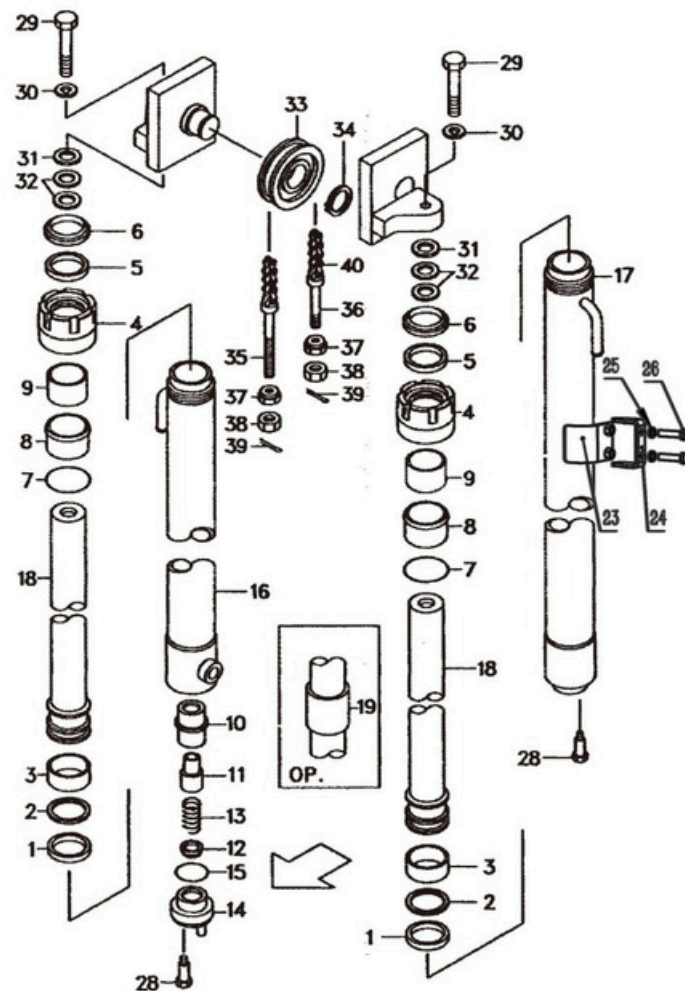
Fig.70 LIFT CYLINDER (REAR) [VFMS41A]



Item No.	Part No.	Description	Req'd		Remarks:Serial No.
			R.H.	L.H.	
23	F21A7-42561	DEAD PLATE	1	1	
24	F21A7-42551	DEAD PLATE	1	1	
25	S2010-00012	ASS'Y WASHER	2	2	
26	S1106-12050	BOLT	2	2	
28	F31A8-42581	BOLT	1	1	
29	S1106-14040	BOLT	1	1	
30	S2010-00014	WASHER	1	1	
31	F21A8-22011	SHIM t=1.0	AR	AR	
32	F21A8-22021	SHIM t=0.2	AR	AR	
33	F31A8-43501	SEAVE	1	1	
34	S2100-00040	SNAP RING	1	1	
35	215K0-82701	PIN	1	1	VFMS36A
-	D1634-01	PIN	1	1	VFMS41A
36	24459-42391	PIN	1	1	VFMS36A
-	D1634-02	PIN	1	1	VFMS41A
37	22198-40192G	NUT	2	2	
38	S1400-00018	NUT	2	2	
39	S2200-03040	PIN, cotter	1	1	
40	S0823-45751	LEAF CHAIN(STD) H=VFMS435	1	1	VFMS36A
-	S0834-45751	LEAF CHAIN(STD) H=VFMS435	1	1	VFMS41A

Fig.70

Fig.70 LIFT CYLINDER (REAR) [VFMS41A]



<OPITONAL PARTS> [VFMS36E] [VFMS41E]

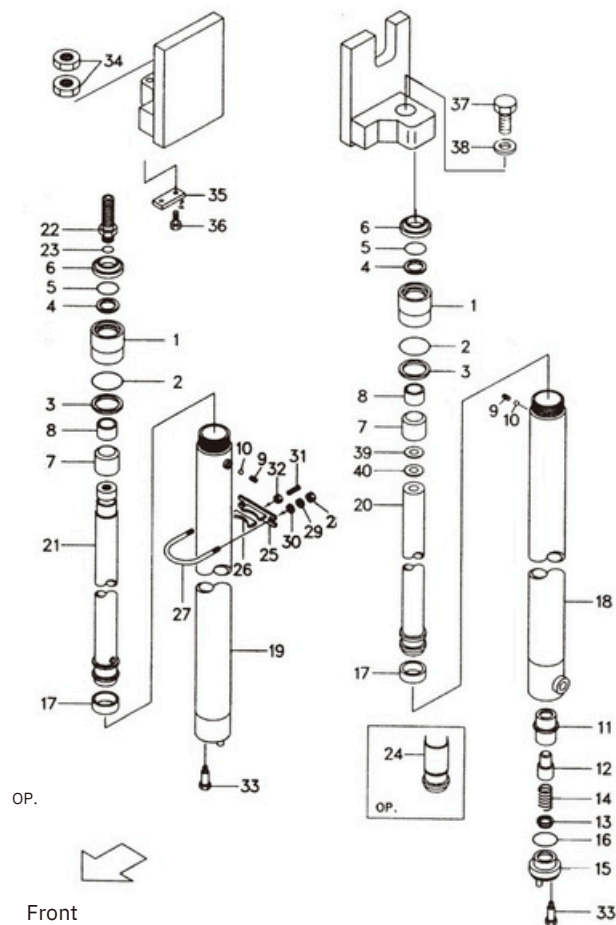
ITEM NO.	A	C
LIFT HEIGHT	LIFT CYLINDER R.H.ASS'Y	LIFT CYLINDER L.H. ASS'Y
VFHM360	F38A0-81613	F38A0-81813
VFHM400	F38A0-81623	F38A0-81823
VFHM435	(STD)	(STD)
VFHM470	F38A0-81633	F38A0-81833
VFHM500	F38A0-81643	F38A0-81843
VFHM540	F38A0-81653	F38A0-81853
VFHM550	F38A0-81663	F38A0-81863
VFHM600	F38A0-81673	F38A0-81873
VFHM650	F38A0-81683	F38A0-81883
VFHM700	F38A0-81693	F38A0-81893
VFHM750	F38A0-81703	F38A0-81903

<OPITONAL PARTS> [VFMS36E] [VFMS41E]

ITEM NO.	19	40
LIFT HEIGHT	SPACE	LEAF CHAIN
VFMS360	-	S0823-45671
VFMS400	-	S0823-45711
VFMS435	(STD)	(STD)
VFMS480	-	S0823-45811
VFMS500	R-27978-42371	S0823-45851
VFMS540	R-27980-82701	S0823-45911
VFMS550	R-27978-42371	S0823-45931
VFMS600	R-27980-82711	S0823-45991
VFMS650	R-234F0-82401	S0823-46071
VFMS700	F-214J0-82521	S0823-46171
VFMS750	R-214J0-82521	S0823-46231

Fig.71

Fig.71 LIFT CYLINDER (REAR) [VFM21A]



Item No.	Part No.	Description	Req'd		Remarks:Serial No.
			R.H.	L.H.	
A	F21A0-50001	LIFT CYLINDER R.H. ASS'Y (STD)H=VFM300 (Inc.1-24)	1		
B	F21A0-50201	LIFT CYLINDER R.H. ASS'Y (STD)H=VFM300 (Inc.1-24)		1	
1	GCQ045DL2-05	CAP	1	1	
2	C00205	O-RING 49.4*3.1	1	1	
3	GCQ045DL2-03	RING 55*50*1.6	1	1	
4	23650-52861	PACKING 45*35*3	1	1	
5	23650-52851	RING 35*45*6	1	1	
6	23410-53111	SEAL 35*47*7/10	1	1	
7	GCQ045DL2-04	SLEEVE	1	1	
8	Z2113-03530	BUSHING 3530	1	1	
9	B8032-05008	PLUG M5*8	1	1	
10	Q70B0-82141	BALL	1	1	
11	H22N0-87041	SLEEVE	1		
12	H22N0-87051	PISTON	1		
13	H22N0-87061	CHECK	1		
14	53658-43031	SPRING	1		
15	53658-43041	PLUG	1		
16	Z6008-04004	O-RING 40*3.5	1		
17	22580-53321	WEARING 45*41*20	1	1	
18	GCQ045TU2A.1-00	TUBE L.H. (STD)H=VFM300		1	
19	GCQ045TU2A.1-00L	TUBE R.H. (STD)H=VFM300	1		
20	REF107972	PISTON ROD L.H. (STD)H=VFM300		1	
21	107974	PISTON ROD R.H. (STD)H=VFM300	1		
22	214A0-53721Y	NIPPE	1		

Fig.71 LIFT CYLINDER (REAR) [VFM21A]

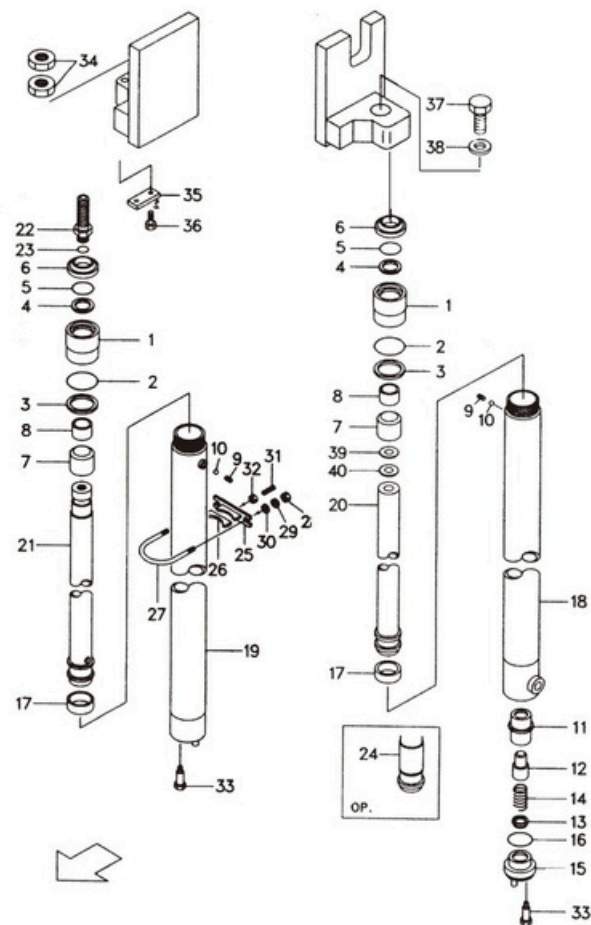
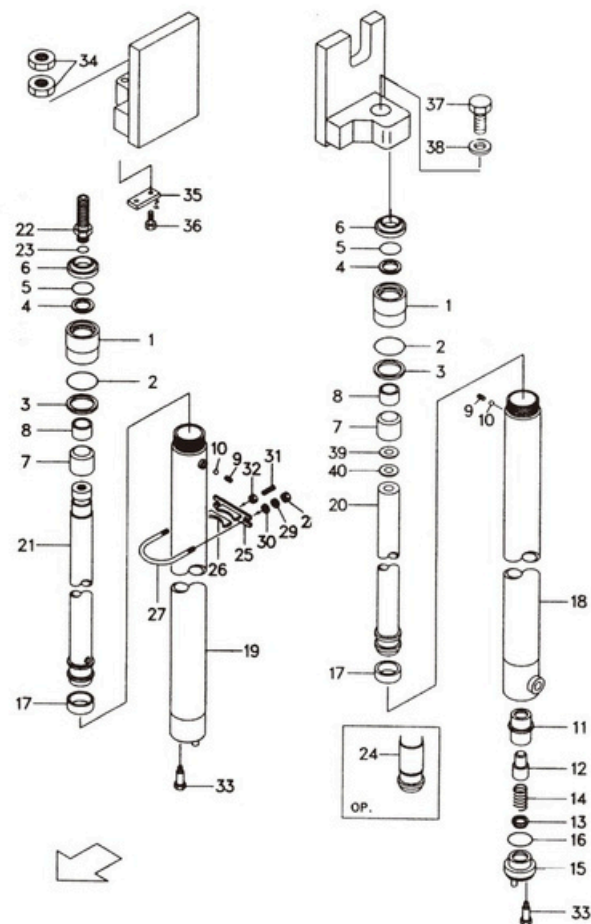


Fig.71

Item No.	Part No.	Description	Req'd		Remarks:Serial No.
			R.H.	L.H.	
23	Z6053-01782	O-RING 17.8*2.4	1		
25	F31A8-42181	SUPPORT	1		
26	F31A8-42411	RUBBER	1	1	
27	F31A8-42552	U-BOLT	1	1	
28	S1400-00010	NUT	2	1	
29	S2010-00010	WASHER	2	2	
30	S2000-00010	WASHER	2	2	
31	B21E8-42231	PLUG	1	2	
32	S1400-00010	NUT	1	1	
33	F31A8-42581	BOLT	1	1	
34	F21A8-42592a	NUT	2	1	
35	F31A8-50161	LOCK WASHER	1		
36	S1106-10020	BOLT		2	
37	S1106-14040	BOLT	1	2	
38	S2010-00014	WASHER	1		

Fig.71 LIFT CYLINDER (REAR) [VFM21A]



<Optional Parts>

Item No.	18	19	20	21
Lift Height	TUBE R.H.	TUBE L.H.	PISTON ROD R.H.	PISTON ROD L.H.
VFM200	S34A0-50511	S34A0-50711	S29F0-51211	S14A0-51711
VFM225	S34A0-50521	S34A0-50721	S29F0-51221	S14A0-51721
VFM250	S34A0-50531	S34A0-50731	S29F0-51231	S14A0-51731
VFM270	S34A0-50541	S34A0-50741	S29F0-51241	S14A0-51741
VFM275	S34A0-50551	S34A0-50751	S29F0-51251	S14A0-51751
VFM300	(STD)	(STD)	(STD)	(STD)
VFM325	S34A0-50561	S34A0-50761	S29F0-51261	S14A0-51761
VFM330	S34A0-50571	S34A0-50771	S29F0-51271	S14A0-51771
VFM350	S34A0-50581	S34A0-50781	S29F0-51281	S14A0-51781
VFM360	S34A0-50591	S34A0-50791	S29F0-51291	S14A0-51791
VFM370	S34A0-50601	S34A0-50301	S29F0-51301	S14A0-51801
VFM375	S34A0-50611	S34A0-50311	S29F0-51311	S14A0-51811
VFM400	S34A0-50621	S34A0-50321	S29F0-51321	S14A0-51821
VFM425	S34A0-50631	S34A0-50331	S29F0-51331	S14A0-51831
VFM450	S34A0-50641	S34A0-50341	S29F0-51341	S14A0-51841
VFM475	S34A0-50651	S34A0-50351	S29F0-51351	S14A0-51851
VFM500	S34A0-50661	S34A0-50361	S29F0-51361	S14A0-51861
VFM550	S34A0-50671	S34A0-50371	S29F0-51371	S14A0-51871
VFM600	S34A0-50681	S34A0-50381	S29F0-51381	S14A0-51881

Fig.71 LIFT CYLINDER (REAR) [VFM21A]

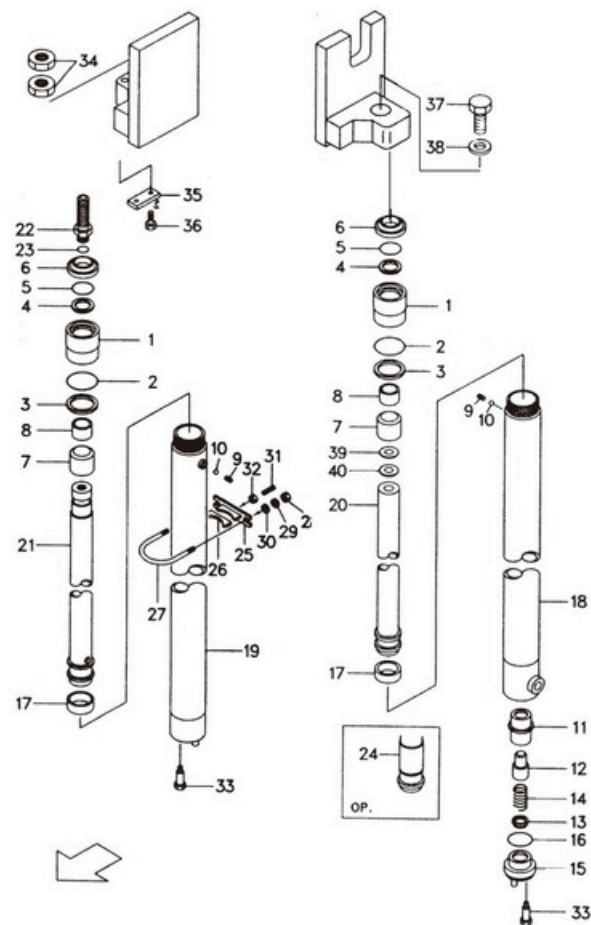


Fig.71

<Optional Parts>

Item No.	A	B
Lift Height	LIFT CYLINDER R.H. ASS'Y	LIFT CYLINDER L.H. ASS'Y
VFM200	F21A0-50011	F21A0-50211
VFM225	F21A0-50021	F21A0-50221
VFM250	F21A0-50031	F21A0-50231
VFM270	F21A0-50041	F21A0-50241a
VFM275	F21A0-50051	F21A0-50251
VFM300	(STD)	(STD)
VFM325	F21A0-50061	F21A0-50261
VFM330	F21A0-50071	F21A0-50271
VFM350	F21A0-50081	F21A0-50281a
VFM360	F21A0-50091	F21A0-50291
VFM370	F21A0-50101a	F21A0-50301
VFM375	F21A0-50111	F21A0-50311
VFM400	F21A0-50121	F21A0-50321
VFM425	F21A0-50131	F21A0-50331
VFM450	F21A0-50141	F21A0-50341
VFM475	F21A0-50151	F21A0-50851
VFM500	F21A0-50161	F21A0-50861
VFM550	F21A0-50171b	F21A0-50871
VFM600	F21A0-50181	F21A0-50881

Fig.72 LIFT CYLINDER (REAR) [VFM31A] [VFM36A] [VFM41A]

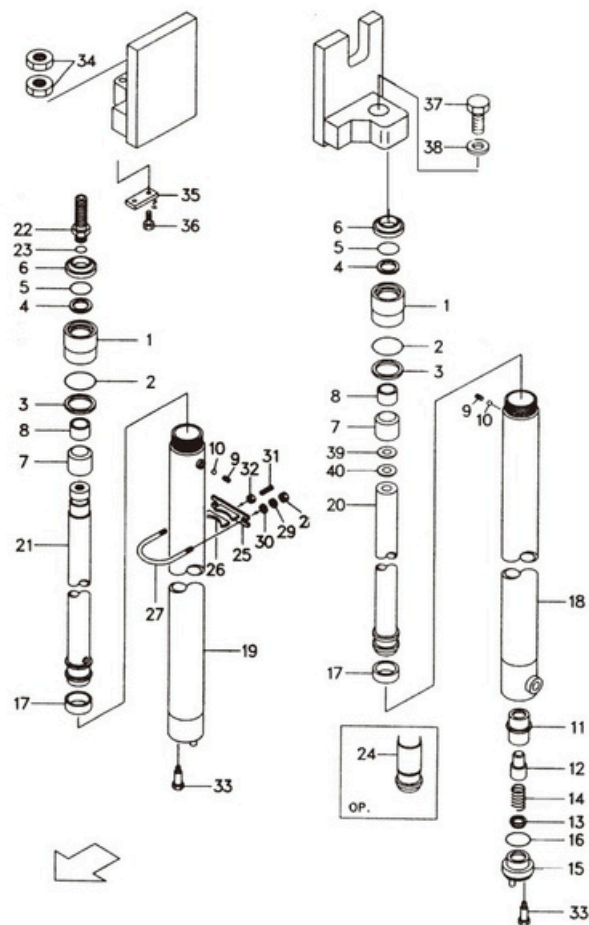


Fig.72

Item No.	Part No.	Description	Req'd		Remarks: Serial No.
			R.H.	L.H.	
A	F31A0-50001	LIFT CYLINDER R.H. ASS'Y (STD)H=VFM300 (Inc.1-24)	1		
B	F31A0-50201	LIFT CYLINDER R.H. ASS'Y (STD)H=VFM300 (Inc.1-24)		1	
1	20038-36500	CAP	1	1	
2	Z6003-06003	O-RING 60*3.1	1	1	
3	20030-52881	RING 60*55*1.6	1	1	
4	23918-52161	PACKING 40*50*6	1	1	
5	23650-83531	RING 50*40*3	1	1	
6	23650-83581	SEAL DKB40*52*7/10	1	1	
7	HRD26Z0548	SLEEVE	1	1	
8	Z2113-04030	BUSHING 4030	1	1	
9	B1830-06008	PLUG M6*8	1	1	
10	D20B8-42341	BALL	1	1	
11	H22N0-87061	SLEEVE	1		
12	H22N0-87051	PISTON	1		
13	H22N0-87041	CHECK	1		
14	53658-43031	SPRING	1		
15	H22N0-87071	PLUG	1		
16	Z6003-04004	O-RING 40*3.5	1		
17	27970-53141	WEARING	1	1	
18	GCQ050TU2.1-00R	TUBE L.H. (STD)H=VFM300		1	
19	GCQ050TU2.1-00L	TUBE R.H. (STD)H=VFM300	1		
20	GCQ050TU2.2-00R	PISTON ROD L.H. (STD)H=VFM300		1	
21	GCQ050TU2.2-00L	PISTON ROD R.H. (STD)H=VFM300	1		
22	GCQ050TU2-01Y	NIPPE	1		

Fig.72 LIFT CYLINDER (REAR) [VFM31A] [VFM36A] [VFM41A]

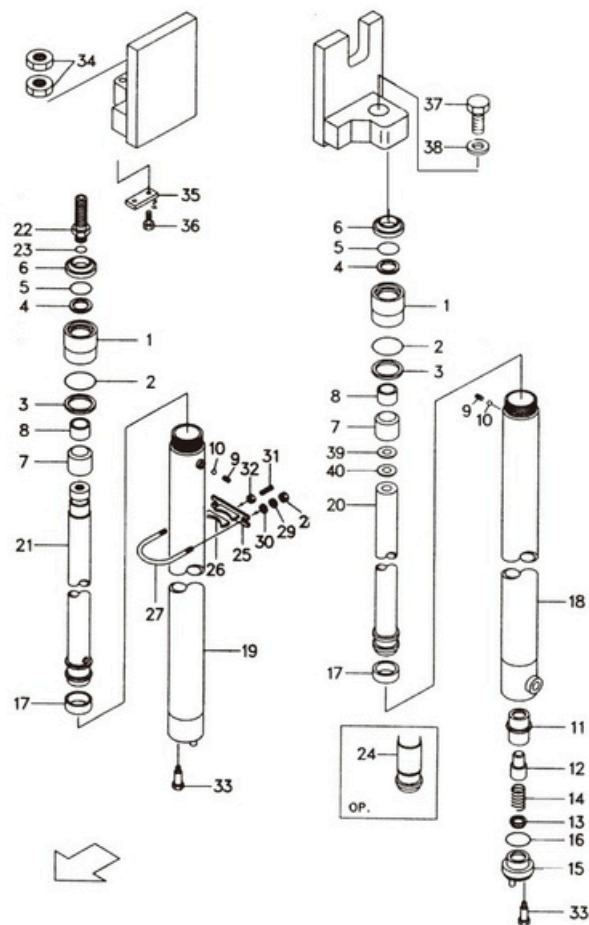


Fig.72

Item No.	Part No.	Description	Req'd		Remarks:Serial No.
			R.H.	L.H.	
23	Z60003-03004	O-RING 30*3.5	1		
25	F31A8-42181	SUPPORT	1		
26	F31A8-42411	RUBBER	1	1	VFM400-500=2
27	F31A8-42552	U-BOLT	1	1	VFM500.600=4
28	S1400-00010	NUT	2	1	
29	S2010-00010	WASHER	2	2	
30	S2000-00010	WASHER	2	2	
31	B21E8-42231	PLUG	1	2	
32	S1400-00010	NUT	1	1	
33	F31A8-42581	BOLT	1	1	
34	F21A8-42592a	NUT	2	1	
35	F31A8-50161	LOCK WASHER	1		
36	S1106-10020	BOLT		2	
37	S1106-14040	BOLT	1	2	
38	S2010-00014	WASHER	1		

Fig.72 LIFT CYLINDER (REAR) [VFM31A] [VFM36A] [VFM41A]

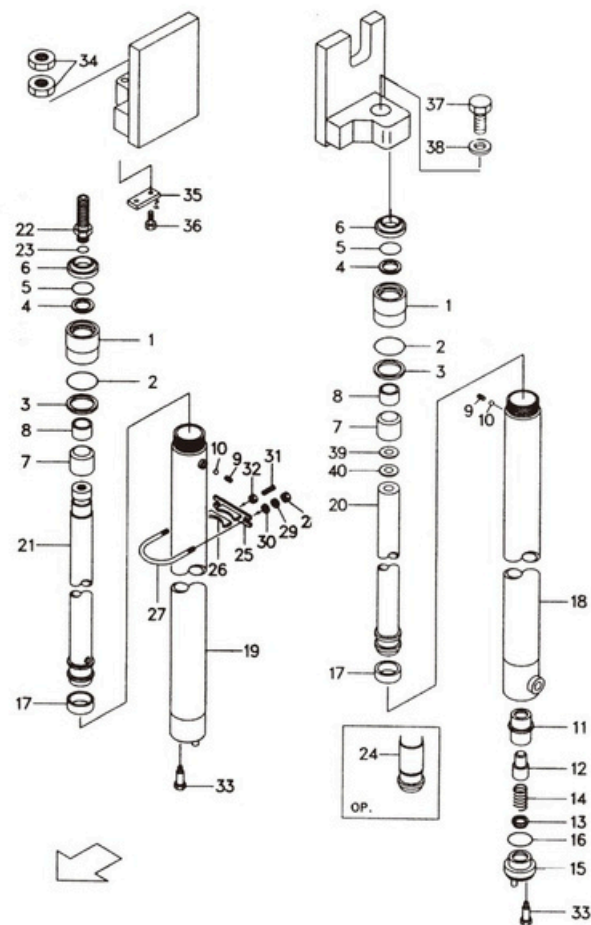
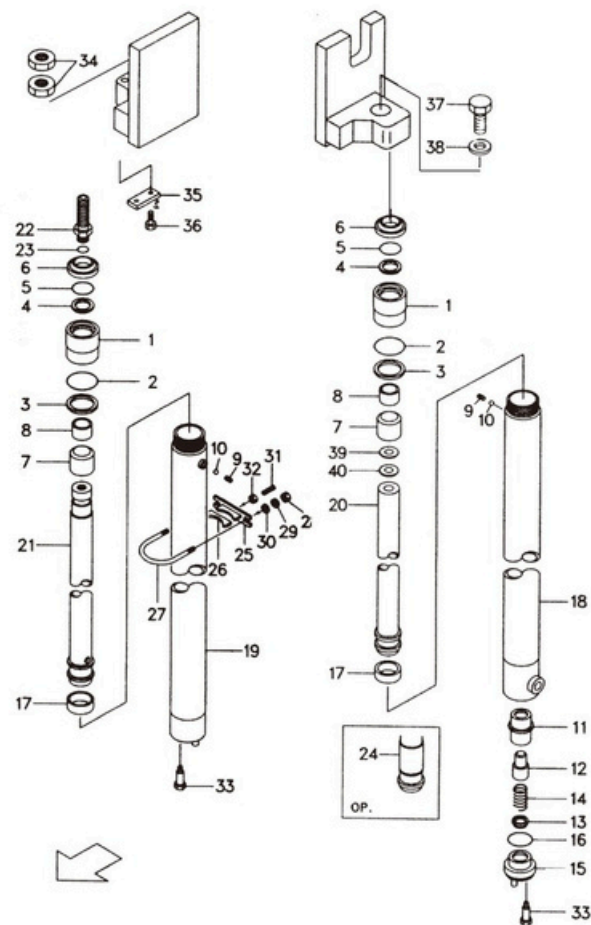


Fig.72

Item No.	Part No.	Description	Req'd		Remarks:Serial No.
			R.H.	L.H.	
23	Z60003-03004	O-RING 30*3.5	1		VFM400-500=2 VFM500.600=4
25	F31A8-42181	SUPPORT	1		
26	F31A8-42411	RUBBER	1	1	
27	F31A8-42552	U-BOLT	1	1	
28	S1400-00010	NUT	2	1	
29	S2010-00010	WASHER	2	2	
30	S2000-00010	WASHER	2	2	
31	B21E8-42231	PLUG	1	2	
32	S1400-00010	NUT	1	1	
33	F31A8-42581	BOLT	1	1	
34	F21A8-42592a	NUT	2	1	
35	F31A8-50161	LOCK WASHER	1		
36	S1106-10020	BOLT		2	
37	S1106-14040	BOLT	1	2	
38	S2010-00014	WASHER	1		

Fig.72 LIFT CYLINDER (REAR) [VFM31A] [VFM36A] [VFM41A]



<Optional Parts>

Item No.	A	B
Lift Height	LIFT CYLINDER R.H. ASS'Y	LIFT CYLINDER L.H. ASS'Y
VFM200	F31A0-50011	F31A0-50211
VFM225	F31A0-50021	F31A0-50221
VFM250	F31A0-50031	F31A0-50231
VFM270	F31A0-50041	F31A0-50241
VFM275	F31A0-50051	F31A0-50251
VFM300	(STD)	(STD)
VFM325	F31A0-50061	F31A0-50261
VFM330	F31A0-50071	F31A0-50271b
VFM350	F31A0-50081	F31A0-50281b
VFM360	F31A0-50091	F31A0-50291
VFM370	F31A0-50101b	F31A0-50301
VFM375	F31A0-50111	F31A0-50311
VFM400	F31A0-50121	F31A0-50321
VFM425	F31A0-50131	F31A0-50331
VFM450	F31A0-50141	F31A0-50341
VFM475	F31A0-50151	F31A0-50351
VFM500	F31A0-50161	F31A0-50361
VFM550	F31A0-50171b	F31A0-50371
VFM600	F31A0-50181b	F31A0-50381

Fig.73 MAST VFM21A

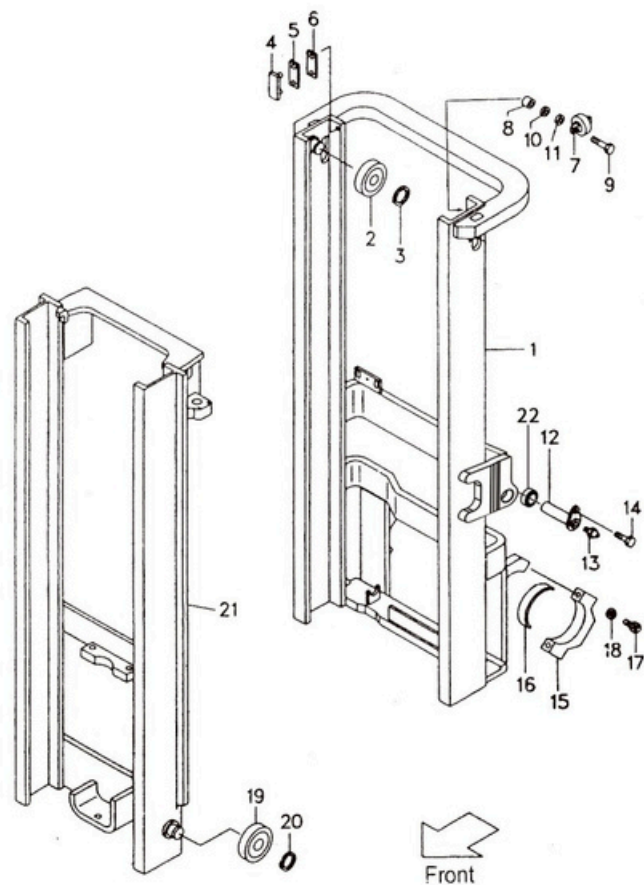
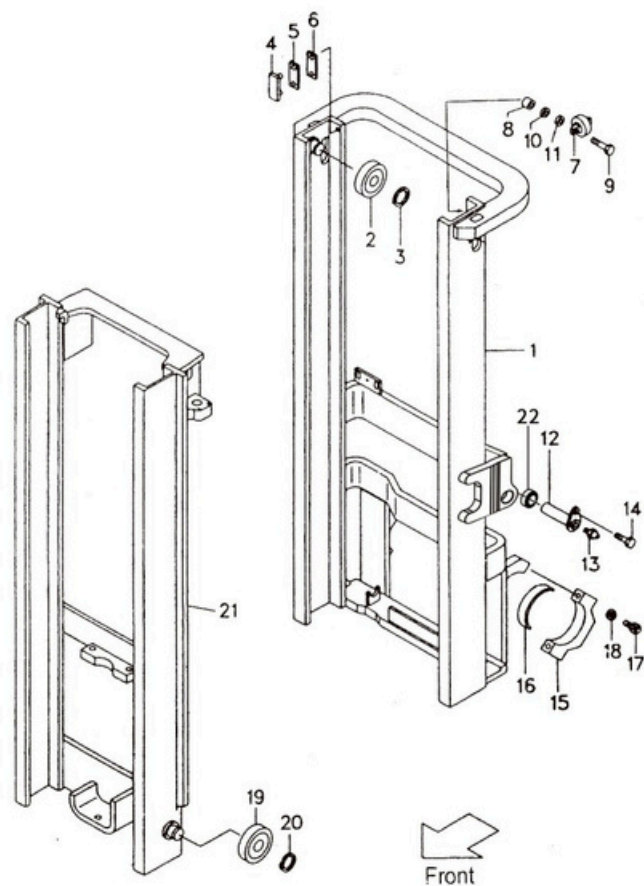


Fig.73

Item No.	Part No.	Description	Req'd	Remarks:Serial No.
1	F21A0-40101	OUTER MAST (STD)H=VFM300	1	
2	F31A8-42051	END ROLLER	2	
3	S2100-00045	SNAP RING	2	
4	F21A8-22101	SLIPPER	2	
5	F21A8-22041	SHIM t=0.5	AR	
6	F21A8-22051	SHIM t=1.0	AR	
7	CN28-00	SIDE ROLLER	2	
8	F21A8-22091	SPACE	2	
9	S1106-12050	BOLT	2	
10	F21A8-22081	SHIM	AR	
11	F21A8-22061	SHIM	AR	
12	F31A8-52201	PIN	2	
13	S4901-00100	FITTING	2	
14	S1184-10020	BOLT	2	
15	F31A8-40101	CAP	2	
16	F31A8-40201	BUSHING	2	
17	S1106-16065	BOLT	4	
18	S2011-00016	WASHER	4	
19	F31A8-42051	END ROLLER	2	
20	S2100-00045	SNAP RING	2	
21	F21A0-40001	INNER MAST (STD) H=VFM300	1	

Fig.73 MAST VFM21A



<Optional Parts>

Item No.	1	21
Lift Height	OUTER MAST	INNER MAST
VFM200	F21A0-40111	F21A0-40311
VFM225	F21A0-40121	F21A0-40321
VFM250	F21A0-40131	F21A0-40331
VFM270	F21A0-40141	F21A0-40341
VFM275	F21A0-40151	F21A0-40351
VFM300	(STD)	(STD)
VFM325	F21A0-40161	F21A0-40361
VFM330	F21A0-40171	F21A0-40371
VFM350	F21A0-40181	F21A0-40381
VFM366	F21A0-40191	F21A0-40391
VFM370	F21A0-40201	F21A0-40401
VFM375	F21A0-40211	F21A0-40411
VFM400	F21A0-40221	F21A0-40421
VFM425	F21A0-40231	F21A0-40431
VFM450	F21A0-40241	F21A0-40441
VFM475	F21A0-40251	F21A0-40451
VFM500	F21A0-40261	F21A0-40461
VFM550	F21A0-40271	F21A0-40471
VFM600	F21A0-40281	F21A0-40481

Fig.74 MAST VFM31A VFM41A

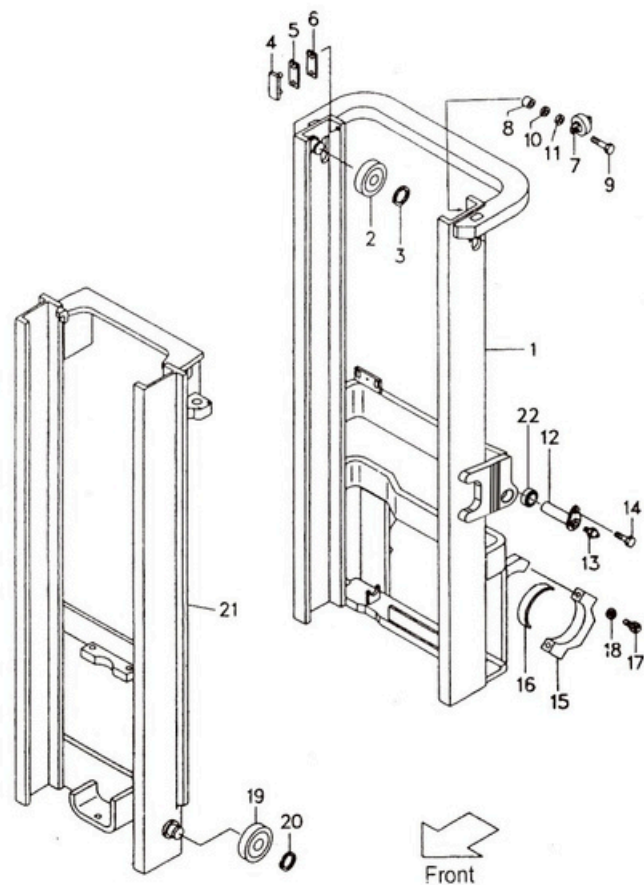
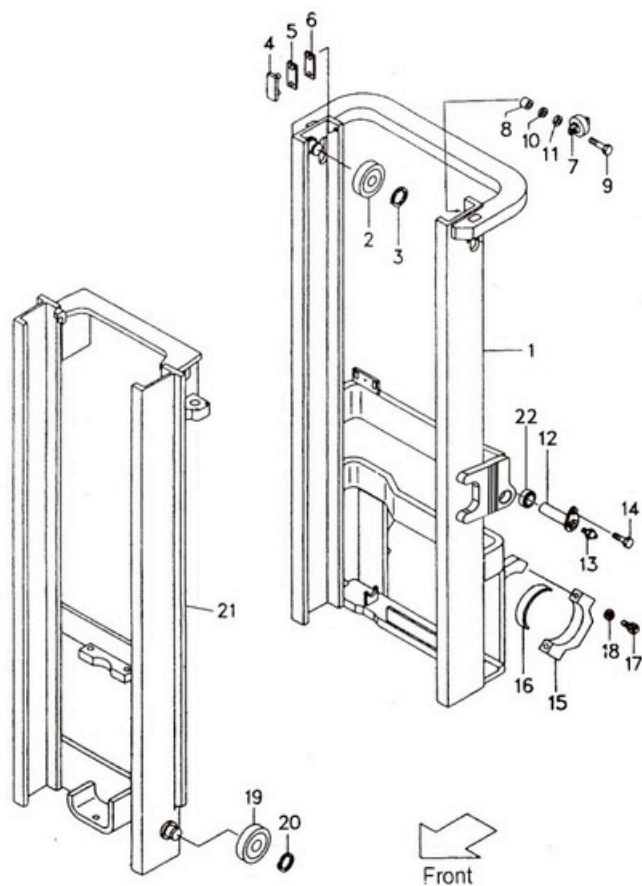


Fig.74

Item No.	Part No.	Description	Req'd	Remarks:Serial No.
1	F31A0-40001a	OUTER MAST (STD)H=VFM300	1	3-3.5T
-	F38A0-40001a	OUTER MAST (STD)H=VFM300	1	4T
2	F31A8-42051	END ROLLER	2	
3	S2100-00045	SNAP RING	2	
4	F21A8-22101	SLIPPER	2	
5	F21A8-22041	SHIM t=0.5	AR	
6	F21A8-22051	SHIM t=1.0	AR	
7	F31A8-42061	SIDE ROLLER	2	
8	F21A8-22091	SPACE	2	
9	S1106-12050	BOLT	2	
10	F21A8-22081	SHIM	AR	
11	F21A8-22061	SHIM	AR	
12	F31A8-52201	PIN	2	
13	S4901-00100	FITTING	2	
14	S1184-10020	BOLT	2	
15	F31A8-40101	CAP	2	
16	F31A8-40201	BUSHING	2	
17	S1106-16065	BOLT	4	
18	S2011-00016	WASHER	4	
19	F31A8-42051	END ROLLER	2	
20	S2100-00045	SNAP RING	2	
21	F31A0-40201a	INNER MAST (STD) H=VFM300	1	3-3.5T
-	F38A0-40201	INNER MAST (STD) H=VFM300	1	4T
22	F31A8-54011	BEARING	2	

Fig.74 MAST VFM31A VFM41A

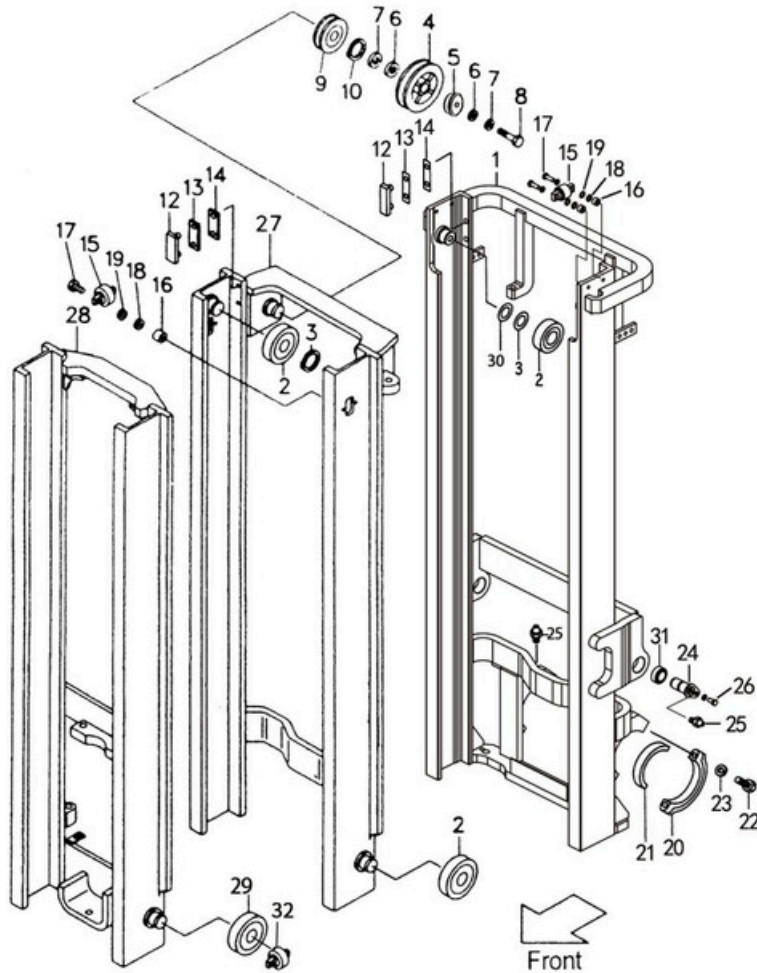


<Optional Parts>

Item No.	1 (3-3.5T)	1 (4T)	21 (3-3.5T)	21 (4T)
Lift Height	OUTER MAST	OUTER MAST	INNER MAST	INNER MAST
VFM200	F31A0-40011a	F38A0-40011a	F31A0-40211a	F38A0-40211
VFM225	F31A0-40021a	F38A0-40021a	F31A0-40221a	F38A0-40221
VFM250	F31A0-40031a	F38A0-40031a	F31A0-40231a	F38A0-40231
VFM270	F31A0-40041a	F38A0-40041a	F31A0-40241a	F38A0-40241
VFM275	F31A0-40051a	F38A0-40051a	F31A0-40251a	F38A0-40251
VFM300	(STD)	(STD)	(STD)	(STD)
VFM325	F31A0-40061a	F38A0-40061a	F31A0-40261a	F38A0-40261
VFM330	F31A0-40071a	F38A0-40071a	F31A0-40271a	F38A0-40271
VFM350	F31A0-40081a	F38A0-40081a	F31A0-40281a	F38A0-40281
VFM366	F31A0-40091a	F38A0-40091a	F31A0-40291a	F38A0-40291
VFM370	F31A0-40101a	F38A0-40101a	F31A0-40301a	F38A0-40301
VFM375	F31A0-40111a	F38A0-40111a	F31A0-40311a	F38A0-40311
VFM400	F31A0-40121a	F38A0-40121a	F31A0-40321a	F38A0-40321
VFM425	F31A0-40131a	F38A0-40131a	F31A0-40331a	F38A0-40331
VFM450	F31A0-40141a	F38A0-40141a	F31A0-40341a	F38A0-40341
VFM475	F31A0-40151a	F38A0-40151a	F31A0-40351a	F38A0-40351
VFM500	F31A0-40161a	F38A0-40161a	F31A0-40361a	F38A0-40361
VFM550	F31A0-40171a	F38A0-40171a	F31A0-40371a	F38A0-40371
VFM600	F31A0-40181a	F38A0-40181a	F31A0-40381a	F38A0-40381

Fig.75

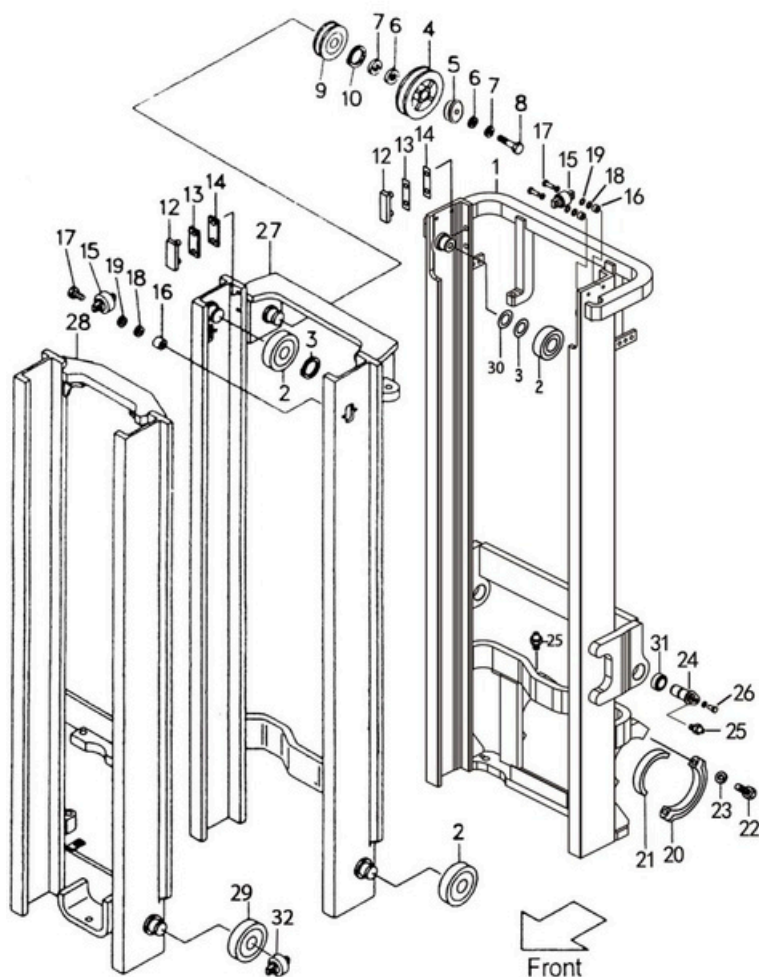
Fig.75 MAST VF5M21A



Item No.	Part No.	Description	Req'd	Remarks:Serial No.
1	F21A7-70203	OUTER MAST (STD)H=VF5M450	1	
2	F31A8-42051	END ROLLER	6	
3	S2100-00045	SHIM T-0.5	6	
4	23670-73581	ROLLER	1	
5	23200-72211	ROLLER BRACKET	1	
6	P2050-12331	NYLON, MATTRESS	2	
7	P3200-72221	WASHER	2	
8	S1106-16065	BOLT	1	
9	F31A0-83001	SHEAVE	2	
10	S2100-00040	SNAP RING	2	
12	F21A8-22101	SLIPPER	4	
13	F21A8-22041	SHIM t=0.5	AR	
14	F21A8-22051	SHIM t=1.0	AR	
15	CN-28-00	SIDE ROLLER	4	
16	F21A8-22091	SPACE	4	
17	S1106-12050	BOLT	4	
18	F21A8-22081	SHIM	AR	
19	F21A8-22061	SHIM	AR	
20	F31A8-40101	CAP	2	
21	F31A8-40201	BUSHING	2	
22	S1106-16075	BOLT	4	

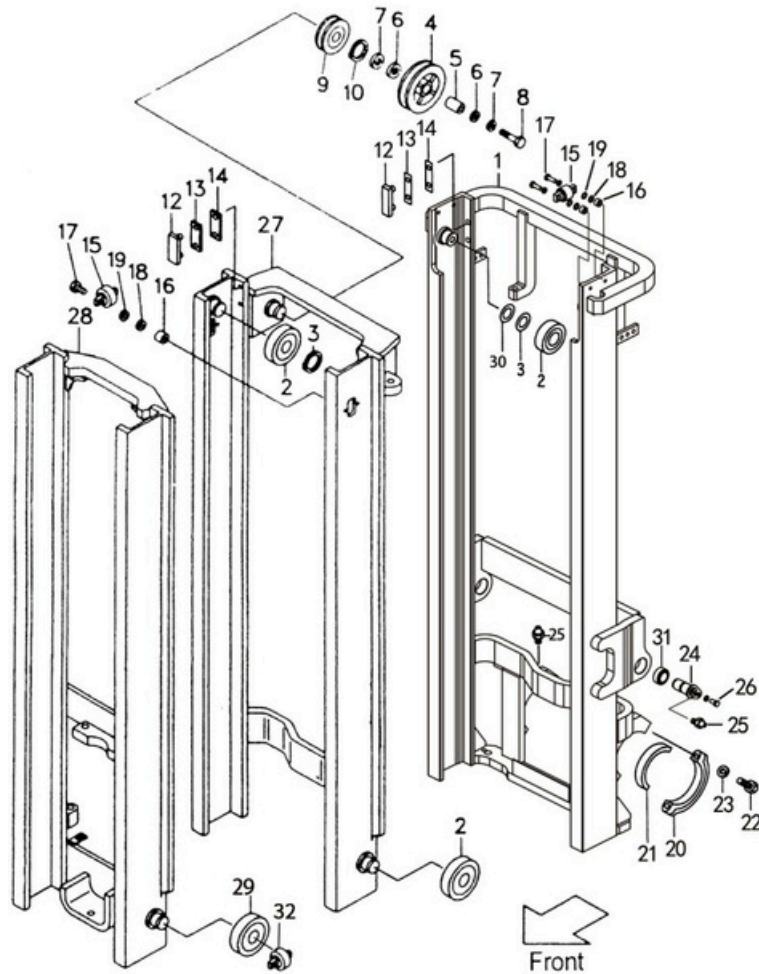
Fig.75

Fig.75 MAST V F SM21A



Item No.	Part No.	Description	Req'd	Remarks:Serial No.
23	S2011-00016	WASHER	4	
24	F31A8-52201	PIN	2	
25	S4901-00100	FITTING	2	
26	S1184-10020	BOLT	2	
27	F21A0-70402	MIDDLE MAST (STD) H=VFSM 450	1	
28	F21A0-70602	INNER MAST (STD) H=VFSM 450	1	See OP. Parts
29	980811NT-00	END ROLLER	2	
30	F31A8-22031	SHIM T-1.0	8	
31	F31A8-54011	BEARING	2	
32	CGLC311HL-00	ROLLER, SIDE	2	

Fig.75 MAST VFSM21A



<Optional Parts>

Item No.	1	27	28
Lift Height	OUTER MAST	MIDDLE MAST	INNER MAST
VFSM360	F21A7-70213	F21A0-70412	F21A0-70612
VFSM400	F21A7-70223	F21A0-70422	F21A0-70622
VFSM435	F21A7-70233	F21A0-70432	F21A0-70632
VFSM450	(STD)	(STD)	(STD)
VFSM470	F21A7-70323	F21A0-70522	F21A0-70722
VFSM500	F21A7-70253	F21A0-70452	F21A0-70652
VFSM540	F21A7-70263	F21A0-70462	F21A0-70662
VFSM550	F21A7-70273	F21A0-70472	F21A0-70672
VFSM600	F21A7-70283	F21A0-70482	F21A0-70682
VFSM650	F21A7-70293	F21A0-70492	F21A0-70692
VFSM700	F21A7-70303	F21A0-70502	F21A0-70702
VFSM750	F21A7-70313	F21A0-70512	F21A0-70712

Fig.76 MAST VF31A

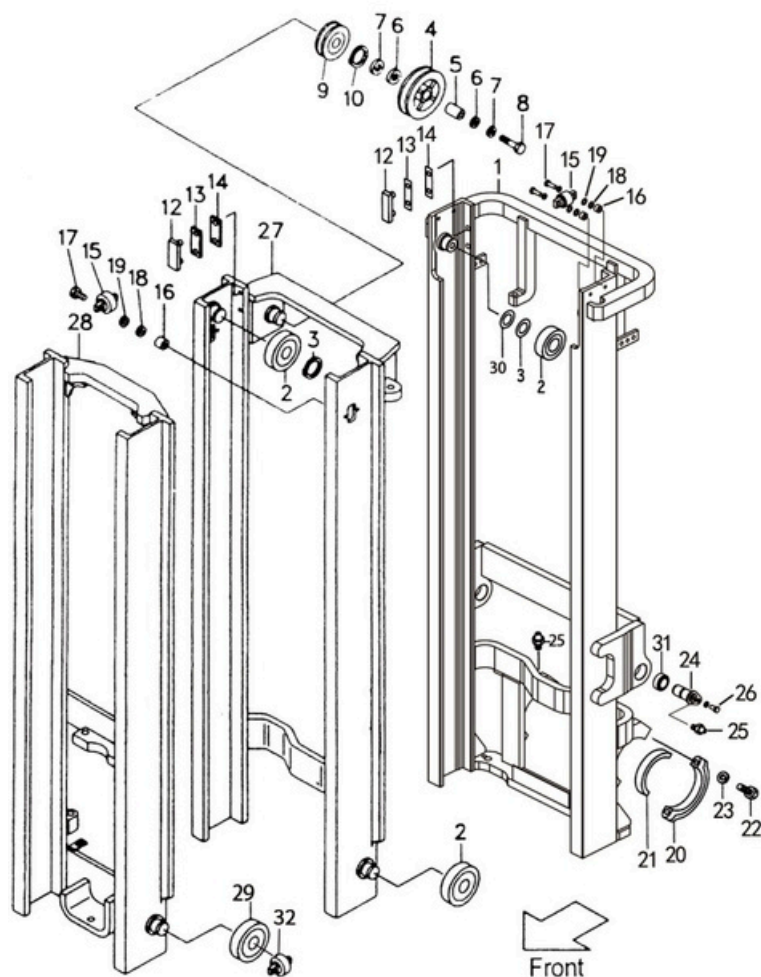


Fig.76

Item No.	Part No.	Description	Req'd	Remarks:Serial No.
1	F31A7-70203	OUTER MAST (STD)H=VF31A450	1	
2	F31A8-42051	END ROLLER	8	
3	F21A8-22021	SHIM T=0.5	8	
4	P3130-15301	PULLY	1	
5	P2170-12651	CLOAR	1	
6	P2050-12331	NYLON, MATTRESS	2	
7	P3200-72221	WASHER	2	
8	S1106-16065	BOLT	1	
9	F31A0-83001	SHEAVE	1	
10	S2100-00040	SNAP RING	1	
12	F21A8-22101	SLIPPER	4	
13	F21A8-22041	SHIM t=0.5	AR	
14	F21A8-22051	SHIM t=1.0	AR	
15	CN-28-00	SIDE ROLLER	4	
16	F21A8-22091	SPACE	4	
17	S1106-12050	BOLT	4	
18	F21A8-22081	SHIM	AR	
19	F21A8-22061	SHIM	AR	
20	F31A8-40101	CAP	2	
21	F31A8-40201	BUSHING	2	
22	S1106-16065	BOLT	2	

Fig.76 MAST VFSM31A

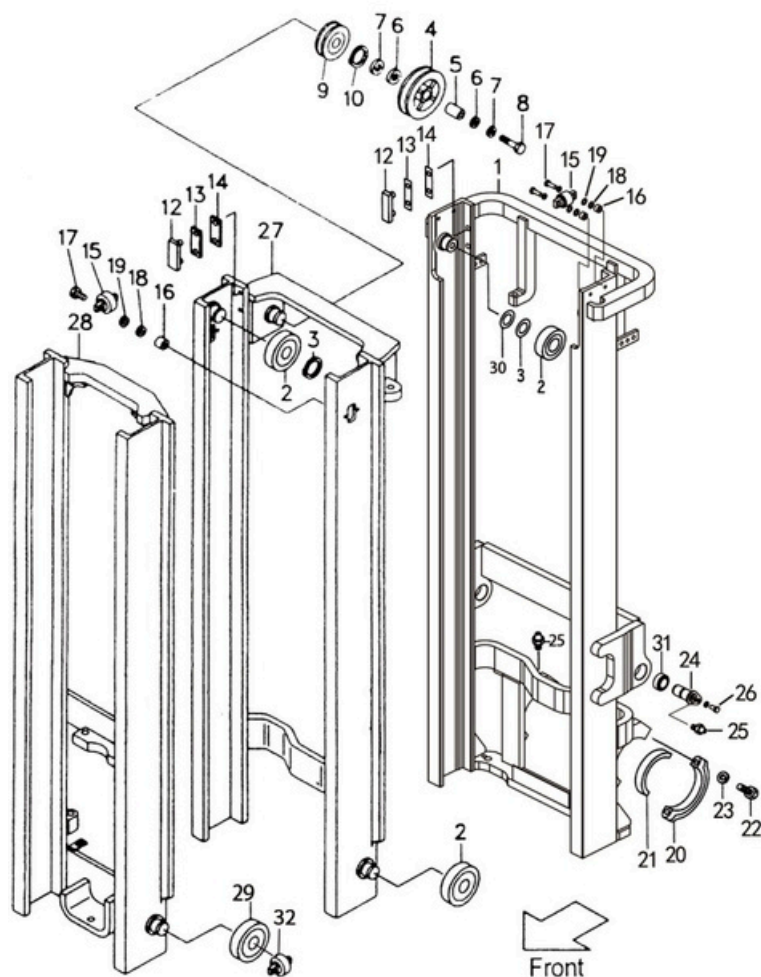


Fig.76

Item No.	Part No.	Description	Req'd	Remarks:Serial No.
23	S2011-00016	WASHER	2	
24	F31A8-52201	PIN	2	
25	S4901-00100	FITTING	2	
26	S1184-10020	BOLT	2	
27	F31A0-70402	MIDDLE MAST (STD) H=VFSM 450	1	
28	F31A0-70602	INNER MAST (STD) H=VFSM 450	1	See OP. Parts
29	980811NT-00	END ROLLER	2	
30	F31A8-22031	SHIM T-1.0	8	
31	F31A8-54011	BEARING	2	
32	CGLC311HL-00	ROLLER, SIDE	2	

Fig.76 MAST VFSM31A

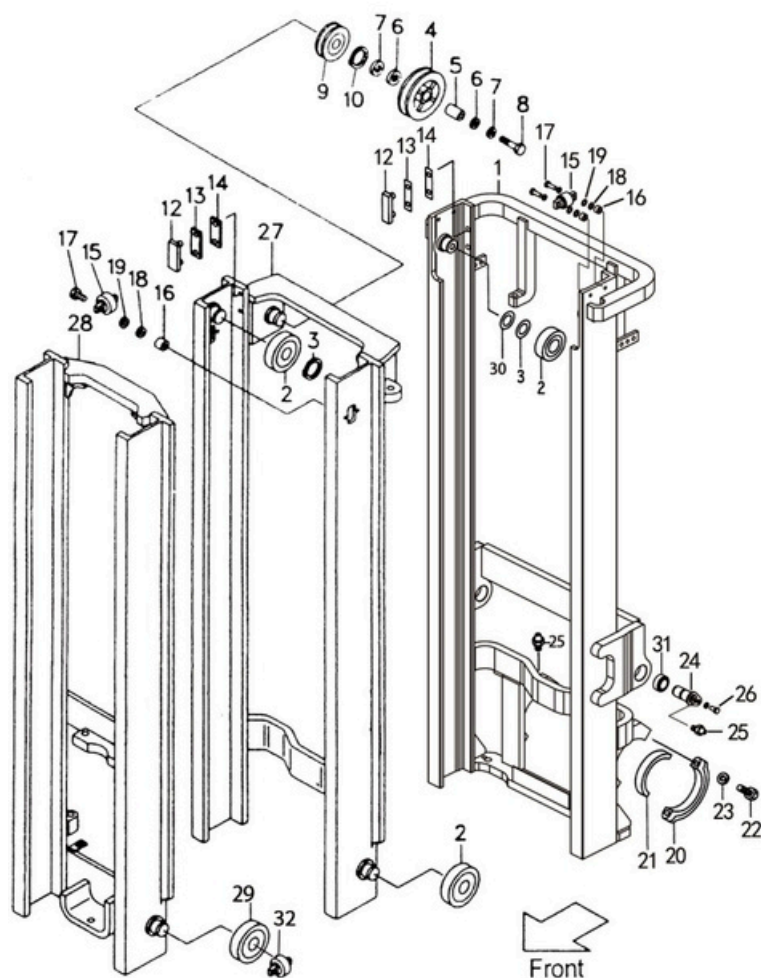


Fig.76

<Optional Parts>

Item No.	1	27	28
Lift Height	OUTER MAST	MIDDLE MAST	INNER MAST
VFSM360	F31A7-70213	F31A0-70412	F31A0-70612
VFSM400	F31A7-70223	F31A0-70422	F31A0-70622
VFSM435	F31A7-70233	F31A0-70432	F31A0-70632
VFSM450	(STD)	(STD)	(STD)
VFSM470	F31A7-70323	F31A0-70522	F31A0-70722
VFSM500	F31A7-70253	F31A0-70452	F31A0-70652
VFSM540	F31A7-70263	F31A0-70462	F31A0-70662
VFSM550	F31A7-70273	F31A0-70472	F31A0-70672
VFSM600	F31A7-70283	F31A0-70482	F31A0-70682
VFSM650	F31A7-70293	F31A0-70492	F31A0-70692
VFSM700	F31A7-70303	F31A0-70502	F31A0-70702
VFSM750	F31A7-70313	F31A0-70512	F31A0-70712

Fig.77 MAST VF5M41A

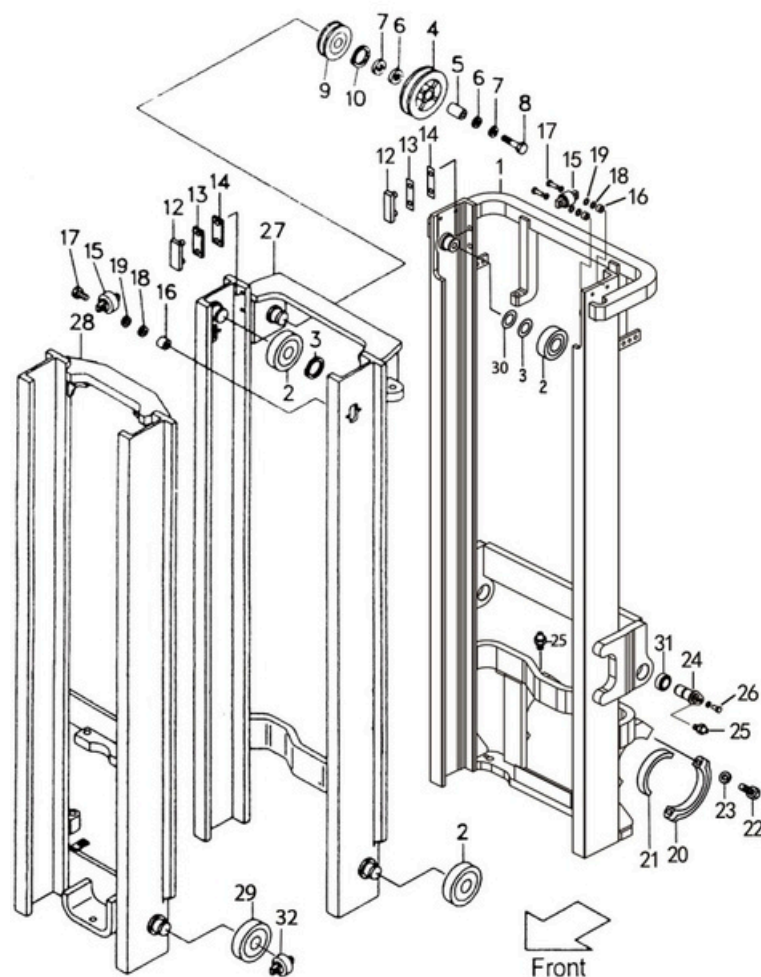


Fig.77

Item No.	Part No.	Description	Req'd	Remarks: Serial No.
1	F38A7-70201	OUTER MAST (STD)H=VF5M450	1	
2	F31A8-42051	END ROLLER SNAP	8	
3	F21A8-22021	SHIM T-0.5	8	
4	P3130-15301	CLOOAR	1	
5	P2170-12651	NYLON, MATTRESS	1	
6	P2050-12331	WASHER	2	
7	P3200-72221	BOLT	2	
8	S1106-16065	SHEAVE	1	
9	F31A0-83001	SNAP RING	1	
10	S2100-00040	SLIPPER	1	
12	F21A8-22101	SHIM t=0.5	4	
13	F21A8-22041	SHIM t=1.0	AR	
14	F21A8-22051	SIDE ROLLER	AR	
15	CN-28-00	SPACE	4	
16	F21A8-22091	BOLT	4	
17	S1106-12050	SHIM	4	
18	F21A8-22081	SHIM	AR	
19	F21A8-22061	CAP	AR	
20	F31A8-40101	BUSHING	2	
21	F31A8-40201	BOLT	2	
22	S1106-16065		2	

Fig.77 MAST VF5M41A

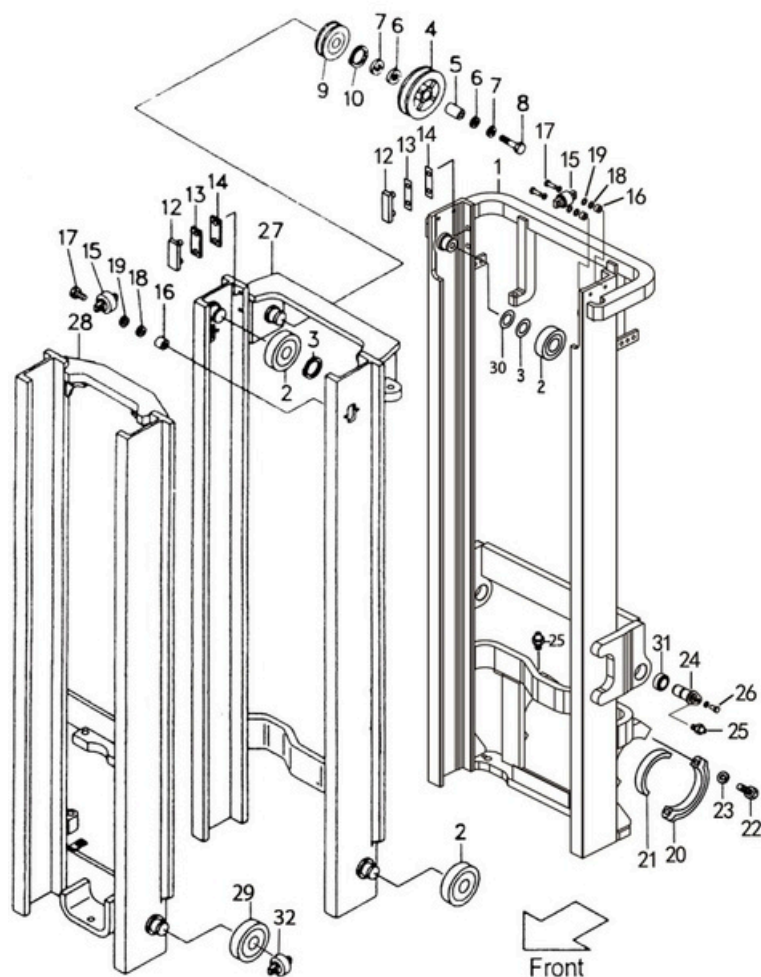


Fig.77

Item No.	Part No.	Description	Req'd	Remarks:Serial No.
23	S2011-00016	WASHER	2	
24	F31A8-52201	PIN	2	
25	S4901-00100	FITTING	2	
26	S1184-10020	BOLT	2	
27	F31A0-70402	MIDDLE MAST	1	
		(STD) H=VF5M 450		
28	F38A7-70603a	INNER MAST	1	See OP. Parts
		(STD) H=VF5M 450		
29	980811NT-00	END ROLLER	2	
30	F31A8-22031	SHIM T-1.0	8	
31	F31A8-54011	BEARING	2	
32	CGLC311HL-00	ROLLER, SIDE	2	

Fig.77 MAST VF5M41A

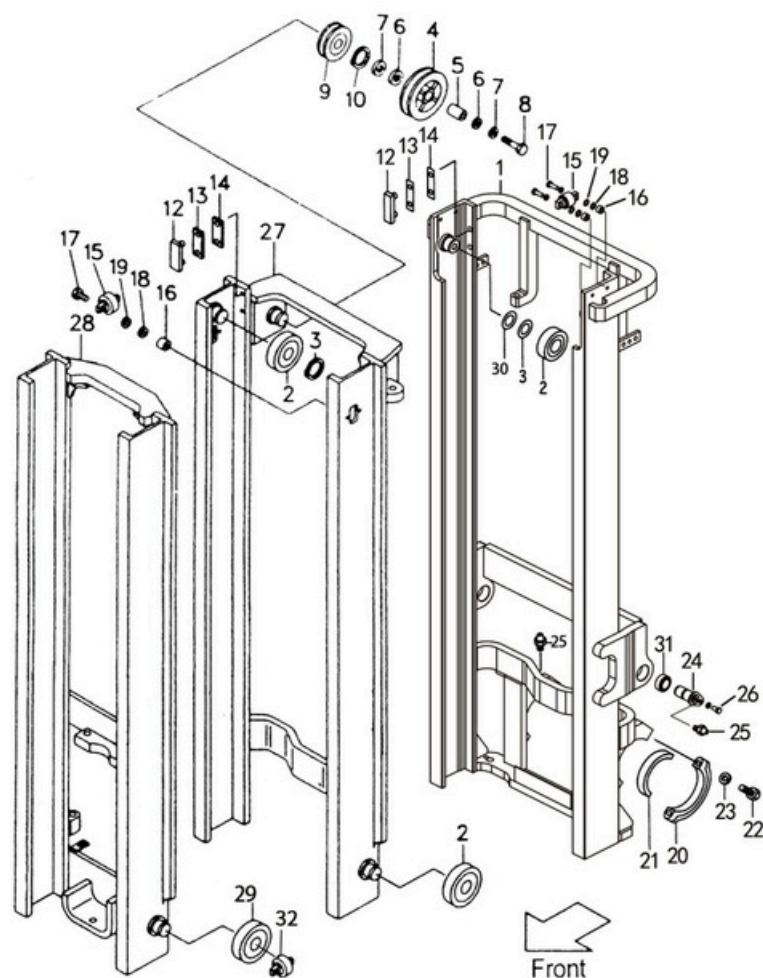
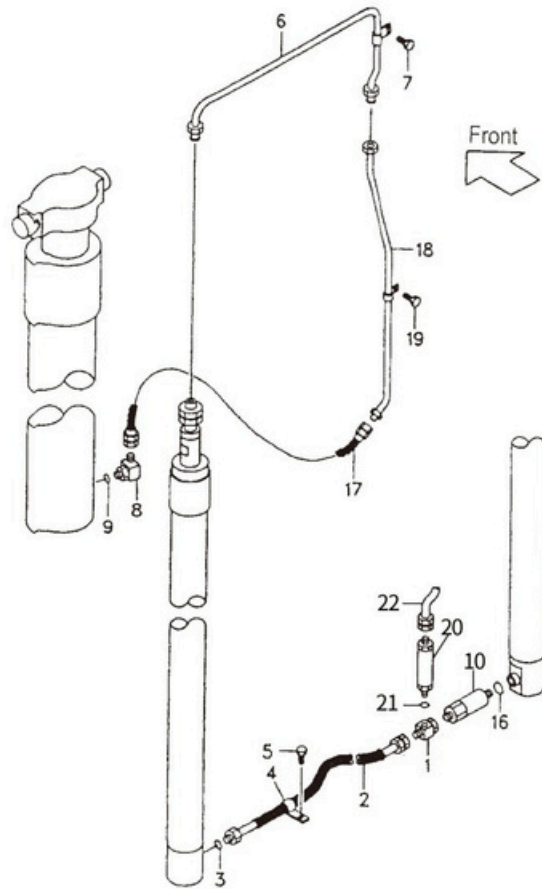


Fig.77

<Optional Parts>

Item No.	1	27	28
Lift Height	OUTER MAST	MIDDLE MAST	INNER MAST
VF5M360	F38A7-70211	F31A0-70412	F38A7-70613a
VF5M400	F38A7-70221	F31A0-70422	F38A7-70623a
VF5M435	F38A7-70231	F31A0-70432	F38A7-70623a
VF5M450	(STD)	(STD)	(STD)
VF5M470	F38A7-70321	F31A0-70522	F38A7-70723a
VF5M500	F38A7-70251	F31A0-70452	F38A7-70653a
VF5M540	F38A7-70261	F31A0-70462	F38A7-70663a
VF5M550	F38A7-70271	F31A0-70472	F38A7-70673a
VF5M600	F38A7-70281	F31A0-70482	F38A7-70683a
VF5M650	F38A7-70291	F31A0-70492	F38A7-70693a
VF5M700	F38A7-70301	F31A0-70502	F38A7-70703a
VF5M750	F38A7-70311	F31A0-70512	F38A7-70713a

Item No.	Part No.	Description	Req'd	Remarks:Serial No.
1	F31A8-41101	THREE SAY	1	See OP. Parts
2	S4681-03031	HOSE ASS'Y.	1	
3	S3320-00140	O-RING	1	
4	F31A8-44081	CLIP	1	
5	S1184-10020	BOLT	1	
6	F21A0-62001a	PIPE	1	
7	S1183-06016	BOLT	1	
8	F31A0-91001a	ELBOW ASS'Y.	1	
9	S3320-00240	O-RING	1	
10	F31A8-40701	CUT VALVE ASS'Y.	1	
16	S3320-00140	O-RING	1	
17	F31A0-62151	HOSE	1	
18	F21A0-60351	PIPE (STD) H=VFM300	1	
19	S1183-06016	BOLT	1	
20	F21A8-41001	FLOW REGULATOR ASS'Y.	1	
21	S3320-00180	O-RING	1	
22	F21A8-02102	HOSE	1	

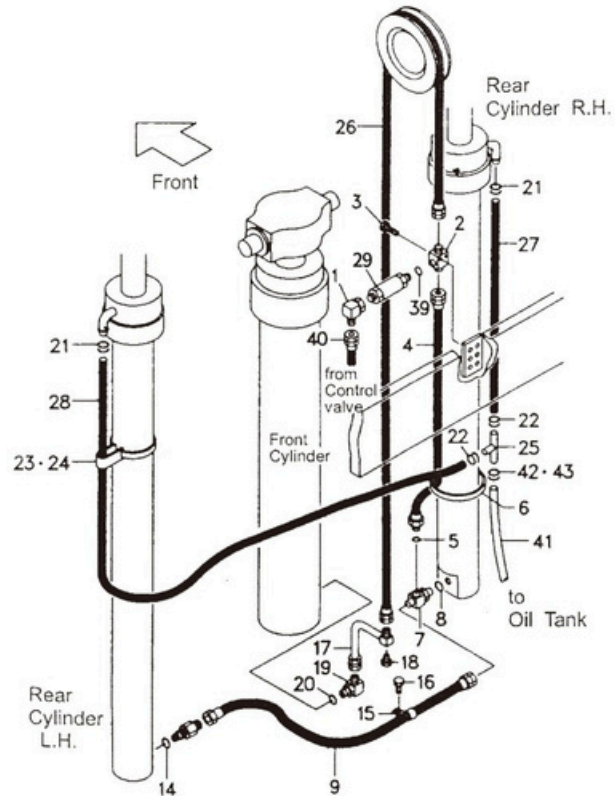


Item No.	18
Lift Height	PIPE
VFM200	F21A0-60301
VFM225	F21A0-60311
VFM250	F21A0-60321
VFM270	F21A0-60331
VFM275	F21A0-60341
VFM300	(STD)
VFM325	F21A0-60361
VFM330	F21A0-60371
VFM350	F21A0-60381
VFM366	F21A0-60391
VFM370	F21A0-60401
VFM375	F21A0-60411
VFM400	F21A0-60421
VFM425	F21A0-60431
VFM450	F21A0-60441
VFM475	F21A0-60451
VFM500	F21A0-60461
VFM550	F21A0-60471
VFM600	F21A0-60481

Item No.	Part No.	Description	Req'd	Remarks:Serial No.
1	F31A8-41101	THREE SAY	1	
2	S4681-03031	HOSE ASS'Y.	1	3T
-	F31A0-62071	HOSE ASS'Y.	1	3.5-4T
3	S3320-00140	O-RING	1	
4	F31A8-44081	CLIP	1	
5	S1184-10020	BOLT	1	
6	F31A0-62001a	PIPE	1	3T
-	F38A0-62001a	PIPE	1	3.5-4T
7	S1183-06016	BOLT	1	
8	F31A0-91001a	ELBOW ASS'Y.	1	
9	S3320-00240	O-RING	1	
10	F31A8-40701	CUT VALVE ASS'Y.	1	
16	S3320-00140	O-RING	1	
17	F31A0-62151	HOSE	1	3T
-	F38A0-62151	HOSE	1	3.5-4T
18	F31A0-60351	PIPE (STD) H=VFM300	1	See OP. Parts
19	S1183-06016	BOLT	1	
20	F31A8-41001	FLOW REGULATOR ASS'Y.	1	
21	S3320-00180	O-RING	1	
22	F31A8-02102	HOSE	1	

Fig.80

Fig.80 MAST PIPING VF5M21A



Item No.	Part No.	Description	Req'd	Remarks: Serial No.
1	P2150-14321	ELBOW	1	
2	B21E0-92061	THREE WAY	1	
3	S1184-10040	BOLT	2	
4	F21A0-92101	HOSE ASS'Y (Inc.4,5)	1	
5	S3320-00180	O-RING	1	
6	S4913-11380	BAND	1	
7	F31A8-41101	THREE WAY ASS'Y	1	
8	S3320-00140	O-RING	1	
9	S4681-03030	HOSE	1	
10	F31A8-40701	CUT VALVE ASS'Y	1	
14	S3320-00140	O-RING	1	
15	F31A7-90152	CLIP	1	
16	S1184-10020	BOLT	1	
17	F31A7-90152	PIPE	1	3AP
-	P41A7-12011a	PIPE	1	4AP
18	S1186-10020	BOLT	1	
19	F31A0-94001	ELBOW ASS'Y (Inc. 19,20)	1	
20	S3320-00240	O-RING	1	
21	S4911-00018	CLIP	2	
22	S4911-00018	CLIP	2	
23	S4913-21380	BAND	2	
24	F31A8-47401	BAND	2	
25	F21A8-22111	THREE WAY	1	
26	S4601-44256	HOSE (STD) H=VFHM450	1	
27	S3678-40110	TUBE R.H. (STD) H=VFHM450	1	

Fig.80 MAST PIPING VF5M21A

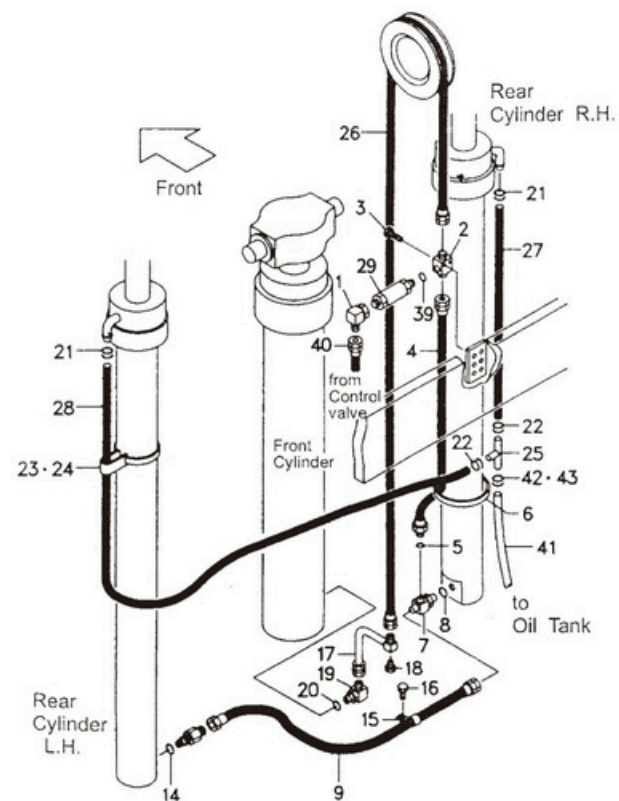
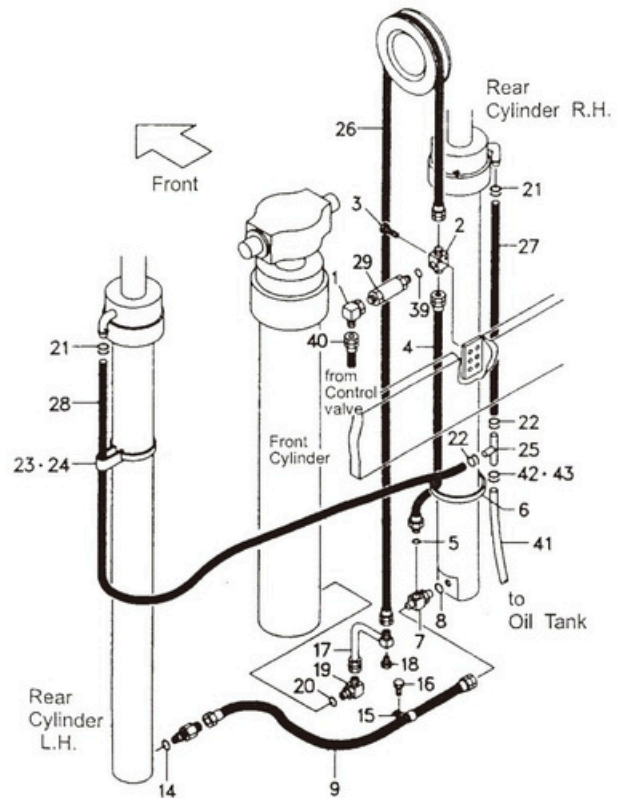


Fig.80

Item No.	Part No.	Description	Req'd	Remarks:Serial No.
28	S3678-40175	TUBE R.H. (STD) H=VFHM450	1	
29	F21A8-41001	FLOW REGULATOR ASS'Y (inc. 20 ~ 29)	1	
39	S3320-00180	O-RING	1	
40	F21A0-92231	HOSE	1	
41	S3678-40100	TUBE	1	
42	S4911-0018	CLAMP	1	

Fig.80 MAST PIPING VFHM21A

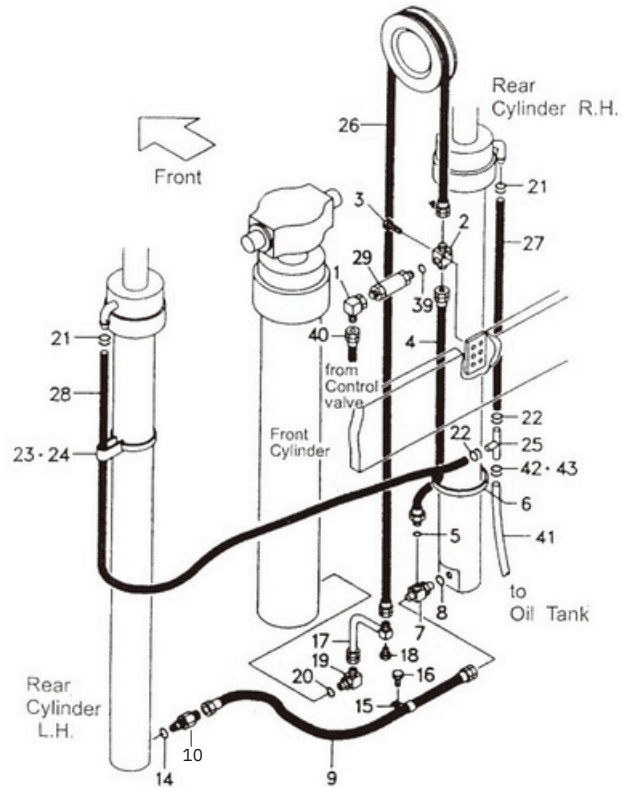


<Optional Parts>

Item No.	26	27	28
Lift Height	HOSE H.P.	TUBE R.H.	TUBE L.H.
VFHM360	S4601-44188	S3678-40080	S3678-40145
VFHM400	S4601-44212	S3678-40095	S3678-40160
VFHM435	S4601-44237	S3678-40105	S3678-40170
VFHM450	(STD)	(STD)	(STD)
VFHM480	S4601-44267	S3678-40120	S3678-40185
VFHM500	S4601-44287	S3678-40130	S3678-40195
VFHM540	S4601-44311	S3678-40145	S3678-40210
VFHM550	S4601-44319	S3678-40150	S3678-40215
VFHM600	S4601-44355	S3678-40165	S3678-40230
VFHM650	S4601-44398	S3678-40190	S3678-40255
VFHM700	S4601-44441	S3678-40210	S3678-40275
VFHM750	S4601-44473	S3678-40225	S3678-40290

Fig.81

Fig.81 MAST PIPING VFSM31A VFSM41A



Item No.	Part No.	Description	Req'd	Remarks:Serial No.
1	P2150-14321	ELBOW	1	
2	B21E0-92061	THREE WAY	1	
3	S1184-10040	BOLT	2	
4	F31A0-92101A	HOSE ASS'Y (Inc.4,5)	1	3-3.5T
-	F31A0-92101	HOSE ASS'Y (Inc.4,5)	1	4T
5	S3320-00180	O-RING	1	
6	S4913-11380	BAND	1	
7	F31A8-41101	THREE WAY ASS'Y	1	
8	S3320-00140	O-RING	1	
9	F31A0-62071	HOSE	1	
C	F31A8-41706	CUT VALVE ASS'Y (Inc.10 ~ 16)	1	
10	F31A8-40701	VALVE-ASSY, CUT	1	
14	S3320-00140	O-RING	1	
15	F31A8-43081	CLIP	1	
16	S1184-10020	BOLT	1	
17	F31A7-90152	PIPE	1	3AP
-	P41A7-12011a	PIPE	1	4AP
18	S1186-10020	BOLT	1	
19	F31A0-94001	ELBOW ASS'Y (Inc. 19,20)	1	
20	S3320-00240	O-RING	1	
21	S4911-00018	CLIP	2	
22	S4911-00018	CLIP	2	
23	S4913-21380	BAND	2	
24	F31A8-47401	BAND	2	
25	F21A8-22111	THREE WAY	1	

Fig.81 MAST PIPING VF3M31A VF3M41A

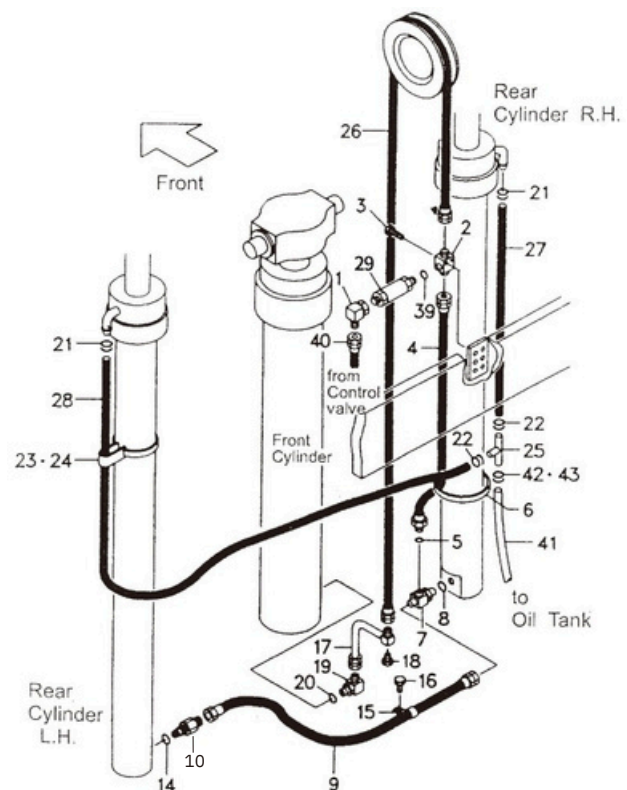
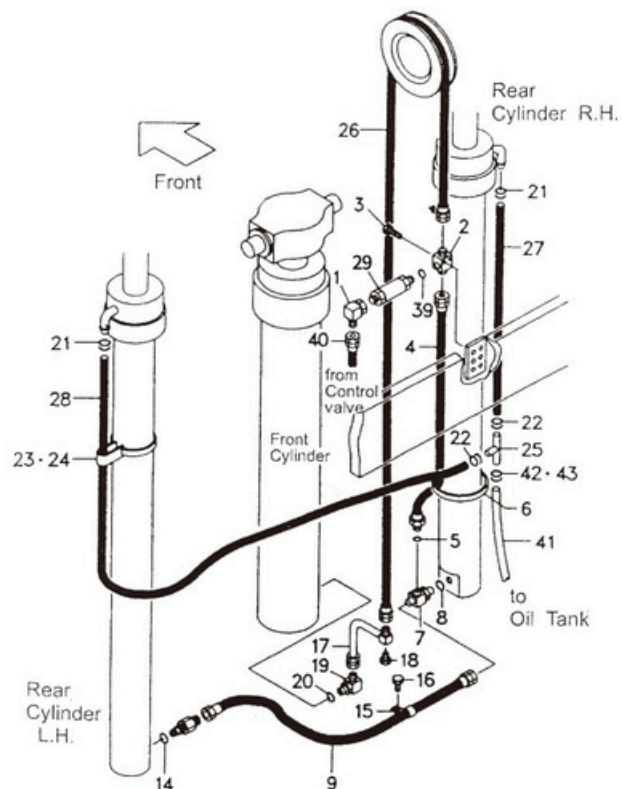


Fig.81

Item No.	Part No.	Description	Req'd	Remarks:Serial No.
26	S4601-44256	HOSE (STD) H=VFHM450	1	
27	S3678-40110	TUBE R.H. (STD) H=VFHM450	1	
28	S3678-40175	TUBE R.H. (STD) H=VFHM450	1	
29	F31A8-41001	FLOW REGULATOR ASS'Y	1	
39	S3320-00180	O-RING	1	
40	F31A0-92231	HOSE	1	
41	S3678-40100	TUBE	1	
42	S4911-0018	CLAMP	1	
43	S4914-00016	CLIP	1	

Fig.81 MAST PIPING VFHM31A VFHM41A



<Optional Parts>

Item No.	26	27	28
Lift Height	HOSE H.P.	TUBE R.H.	TUBE L.H.
VFHM360	S4601-44199	S3678-40080	S3678-40145
VFHM400	S4601-44223	S3678-40095	S3678-40160
VFHM435	S4601-44246	S3678-40105	S3678-40170
VFHM450	(STD)	(STD)	(STD)
VFHM480	S4601-44278	S3678-40120	S3678-40185
VFHM500	S4601-44298	S3678-40130	S3678-40195
VFHM540	S4601-44323	S3678-40145	S3678-40210
VFHM550	S4601-44330	S3678-40150	S3678-40215
VFHM600	S4601-44367	S3678-40165	S3678-40230
VFHM650	S4601-44409	S3678-40190	S3678-40255
VFHM700	S4601-44451	S3678-40210	S3678-40275
VFHM750	S4601-44485	S3678-40225	S3678-40290

THE END



MATERIAL HANDLING EQUIPMENT

**MOVING
AHEAD**

EK20D EK25D
EK20TLP EK25TLP
EK30D EK35D
EK30TLP EK35TLP
EK40D EK40TLP